



NORCECA Senior Men Continental Championship 2021



P-2 Match result

Pool B

Match: 7 **Date:** 19/08/2021 **Spectators:** 600
City: Durango
Hall: Auditorio del Pueblo
Match duration: **Start:** 18:00 **End:** 20:04 **Total:** 2:04

| Teams | Sets | 1 | 2 | 3 | 4 | 5 | Total |
|------------------|------|------|------|------|------|---|-------|
| USA | 3 | 25 | 23 | 25 | 26 | | 99 |
| DOM | 1 | 18 | 25 | 18 | 24 | | 85 |
| Duration: | | 0:27 | 0:30 | 0:26 | 0:32 | | 1:55 |

Referees: Hector Ortiz (PUR) & Raul R. Mejia Calderon (GUA)

| USA - USA | | | | | | | | | | | | | | |
|-----------|---------------|------|---------|---|---|---|---|---------------|---|---|---|---|----|----|
| No | Name | Pos. | Line-up | | | | | Points by set | | | | | T. | |
| | | | 1 | 2 | 3 | 4 | 5 | 1 | 2 | 3 | 4 | 5 | | |
| 3 | Olivier | WS | | | 4 | 5 | | | | | 3 | 3 | | 6 |
| 5 | Gianni | WS | | | | | | | | | | | | |
| 6 | Kobrine | S | | | 8 | | | | | | | | | |
| 7 | Rottman | WS | 4 | 5 | | | | | 3 | | | | | 3 |
| 8 | Mitchem | MB | 5 | 6 | 5 | 6 | | | 2 | 3 | 6 | 4 | | 15 |
| 9 | Hanes | OP | 3 | 4 | 3 | 4 | | | 6 | 8 | 6 | 8 | | 28 |
| 12 | Wildman | WS | 1 | 2 | 1 | 2 | | | 5 | 1 | 4 | 5 | | 15 |
| 13 | McHenry | MB | | | | | | | | | | | | |
| 15 | Penrose | OP | | | | | | | | | | | | |
| 16 | Tuaniga (C) | S | 6 | 1 | 6 | 1 | | | 1 | | 1 | | | 2 |
| 19 | Sanders | MB | 2 | 3 | 2 | 3 | | | 4 | 3 | 1 | 1 | | 9 |
| 20 | Wilmot | MB | | | | | | | | | | | | |
| 24 | Dagostino (L) | L | L | L | L | L | | | | | | | | |
| 25 | Briggs (L) | L | | | | | | | | | | | | |

Coach: Andy Read
Assistant: Smith Keith

| DOM - Dominican Republic | | | | | | | | | | | | | | | |
|--------------------------|-------------|------|---------|----|----|----|---|---------------|---|---|---|---|----|----|----|
| No | Name | Pos. | Line-up | | | | | Points by set | | | | | T. | | |
| | | | 1 | 2 | 3 | 4 | 5 | 1 | 2 | 3 | 4 | 5 | | | |
| 1 | Tapia (C) | OP | 4 | 4 | 4 | 4 | | | | | 4 | 1 | 5 | | 10 |
| 2 | Reinoso | WS | | | | | | | | | | | | | |
| 3 | Almonte | OP | 14 | 19 | 18 | 18 | | | | | | | | | |
| 4 | Hernandez | WS | | | | 6 | | | | | | | | | |
| 5 | Florian (L) | L | | | L | L | | | | | | | | | |
| 6 | Mendez | MB | | | 3 | 3 | | | | | 2 | 2 | 4 | | 8 |
| 7 | Pepen (L) | L | L | L | L | | | | | | | | | | |
| 8 | Lopez | WS | 2 | 2 | 2 | 2 | | | 3 | 4 | 1 | 2 | | 10 | |
| 9 | Capellan | S | 11 | 1 | 1 | 1 | | | | | | | | | |
| 11 | J.J. | S | 1 | 9 | 9 | 9 | | | | | 1 | | | | 1 |
| 13 | Mercedes | WS | 5 | | | | | | | | | | | | |
| 14 | Romero | MB | 3 | | | | | | | | | | | | |
| 18 | Paulino | MB | 6 | 6 | 6 | 6 | | | | 1 | 1 | 2 | | 4 | |
| 19 | Cruz | WS | 13 | 5 | 5 | 5 | | | | | 7 | 1 | 1 | | 9 |

Coach: Jose Mañon
Assistant: Lerebours Francisco

TEAMS AND PLAYERS PERFORMANCES

| Won Points | Total Atts | No | Name |
|------------|------------|-------------------|---------|
| 57 | 113 | Total Team | |
| 21 | 32 | 9 | Hanes |
| 11 | 24 | 12 | Wildman |
| 9 | 12 | 8 | Mitchem |
| 12 | 59 | Total Team | |
| 5 | 14 | 8 | Mitchem |
| 3 | 14 | 12 | Wildman |
| 1 | 6 | 3 | Olivier |
| 9 | 98 | Total Team | |
| 6 | 23 | 9 | Hanes |
| 1 | 13 | 8 | Mitchem |
| 1 | 15 | 12 | Wildman |
| 21 | | Total Team | |
| 99 | 270 | Total Team | |

| Scoring Skills |
|---------------------|
| Spike |
| Block |
| Serve |
| Opp. error |
| Total |
| Best scorers |

| Won Points | Total Atts | No | Name |
|------------|------------|-------------------|---------|
| 32 | 95 | Total Team | |
| 9 | 33 | 1 | Tapia |
| 7 | 19 | 19 | Cruz |
| 6 | 9 | 6 | Mendez |
| 7 | 50 | Total Team | |
| 2 | 8 | 6 | Mendez |
| 2 | 6 | 8 | Lopez |
| 2 | 6 | 19 | Cruz |
| 3 | 86 | Total Team | |
| 2 | 22 | 8 | Lopez |
| 1 | 15 | 1 | Tapia |
| 0 | 0 | 2 | Reinoso |
| 43 | | Total Team | |
| 85 | 231 | Total Team | |
| 10 | 55 | 1 | Tapia |
| 10 | 45 | 8 | Lopez |
| 9 | 38 | 19 | Cruz |

■ Starting line-up with position Atts = Attempts (C) = Captain MB = Middle blocker S = Setter
□ Substitute with shirt number Opp. = Opponent (L) / L = Libero OP = Opposite spiker WS = Wing spiker





NORCECA Senior Men Continental Championship 2021



P-3 Match players ranking

Match: 7 Date: 19/08/2021 Spectators: 600
 City: Durango
 Hall: Auditorio del Pueblo
 Match duration: Start: 18:00 End: 20:04 Total: 2:04

| Teams | Sets | 1 | 2 | 3 | 4 | 5 | Total |
|-----------|------|------|------|------|------|---|-------|
| USA | 3 | 25 | 23 | 25 | 26 | | 99 |
| DOM | 1 | 18 | 25 | 18 | 24 | | 85 |
| Duration: | | 0:27 | 0:30 | 0:26 | 0:32 | | 1:55 |



USA • USA

Spike

Limit: 15.00%

| Rk | No | Name | Pos. | Spikes | Faults | Shots | Total Attempts | Succ. % |
|-------------------|----|-----------------|------|--------|--------|-------|----------------|---------|
| 1 | 9 | Hanes Jake | OP | 21 | 3 | 8 | 32 | 65.63 |
| 2 | 12 | Wildman Brett | WS | 11 | 4 | 9 | 24 | 45.83 |
| 3 | 3 | Olivier Spencer | WS | 5 | 3 | 10 | 18 | 27.78 |
| - | 5 | Gianni Camden | WS | 0 | 0 | 0 | 0 | |
| - | 6 | Kobrine Samuel | S | 0 | 0 | 0 | 0 | |
| - | 7 | Rottman William | WS | 2 | 3 | 7 | 12 | |
| - | 8 | Mitchem Tyler | MB | 9 | 0 | 3 | 12 | |
| - | 13 | McHenry Merrick | MB | 0 | 0 | 0 | 0 | |
| - | 15 | Penrose Jalen | OP | 0 | 0 | 0 | 0 | |
| - | 16 | Tuaniga Joshua | S | 2 | 1 | 1 | 4 | |
| - | 19 | Sanders Keenan | MB | 7 | 0 | 4 | 11 | |
| - | 20 | Wilmot Austin | MB | 0 | 0 | 0 | 0 | |
| - | 24 | Dagostino Kyle | L | 0 | 0 | 0 | 0 | |
| - | 25 | Briggs Mason | L | 0 | 0 | 0 | 0 | |
| Total Team | | | | 57 | 14 | 42 | 113 | 50.44 |

Block

| Rk | No | Name | Pos. | Kill Blocks | Faults | Rebounds | Total Attempts | Avg. by set |
|-------------------|----|-----------------|------|-------------|--------|----------|----------------|-------------|
| 1 | 8 | Mitchem Tyler | MB | 5 | 3 | 6 | 14 | 1.25 |
| 2 | 12 | Wildman Brett | WS | 3 | 4 | 7 | 14 | 0.75 |
| 3 | 3 | Olivier Spencer | WS | 1 | 2 | 3 | 6 | 0.25 |
| - | 7 | Rottman William | WS | 1 | 1 | 0 | 2 | 0.25 |
| - | 9 | Hanes Jake | OP | 1 | 3 | 1 | 5 | 0.25 |
| - | 19 | Sanders Keenan | MB | 1 | 4 | 7 | 12 | 0.25 |
| - | 5 | Gianni Camden | WS | 0 | 0 | 0 | 0 | |
| - | 6 | Kobrine Samuel | S | 0 | 0 | 0 | 0 | |
| - | 13 | McHenry Merrick | MB | 0 | 0 | 0 | 0 | |
| - | 15 | Penrose Jalen | OP | 0 | 0 | 0 | 0 | |
| - | 16 | Tuaniga Joshua | S | 0 | 3 | 3 | 6 | |
| - | 20 | Wilmot Austin | MB | 0 | 0 | 0 | 0 | |
| - | 24 | Dagostino Kyle | L | 0 | 0 | 0 | 0 | |
| - | 25 | Briggs Mason | L | 0 | 0 | 0 | 0 | |
| Total Team | | | | 12 | 20 | 27 | 59 | 3.00 |

Serve

| Rk | No | Name | Pos. | Aces | Faults | Serve Hits | Total Attempts | Avg. by set |
|-------------------|----|-----------------|------|------|--------|------------|----------------|-------------|
| 1 | 9 | Hanes Jake | OP | 6 | 5 | 12 | 23 | 1.50 |
| 2 | 8 | Mitchem Tyler | MB | 1 | 1 | 11 | 13 | 0.25 |
| - | 12 | Wildman Brett | WS | 1 | 7 | 7 | 15 | 0.25 |
| - | 19 | Sanders Keenan | MB | 1 | 2 | 12 | 15 | 0.25 |
| - | 3 | Olivier Spencer | WS | 0 | 2 | 7 | 9 | |
| - | 5 | Gianni Camden | WS | 0 | 0 | 0 | 0 | |
| - | 6 | Kobrine Samuel | S | 0 | 0 | 1 | 1 | |
| - | 7 | Rottman William | WS | 0 | 3 | 8 | 11 | |
| - | 13 | McHenry Merrick | MB | 0 | 0 | 0 | 0 | |
| - | 15 | Penrose Jalen | OP | 0 | 0 | 0 | 0 | |
| - | 16 | Tuaniga Joshua | S | 0 | 3 | 8 | 11 | |
| - | 20 | Wilmot Austin | MB | 0 | 0 | 0 | 0 | |
| - | 24 | Dagostino Kyle | L | 0 | 0 | 0 | 0 | |
| - | 25 | Briggs Mason | L | 0 | 0 | 0 | 0 | |
| Total Team | | | | 9 | 23 | 66 | 98 | 2.25 |







NORCECA Senior Men Continental Championship 2021




P-3 Match players ranking

| | | | | | |
|-------------|------------|----|---|----|--|
| Team | Total Team | 21 | 0 | 21 | |
|-------------|------------|----|---|----|--|

|  Dig | Rk | No | Name | Pos. | Digs | Faults | Receptions | Total Attempts | Avg. by set |
|--|----|-----------------|----------------|------|------|--------|------------|----------------|-------------|
| | 1 | 24 | Dagostino Kyle | L | 17 | 2 | 1 | 20 | 4.25 |
| 2 | 12 | Wildman Brett | WS | 8 | 2 | 0 | 10 | 2.00 | |
| 3 | 9 | Hanes Jake | OP | 5 | 6 | 2 | 13 | 1.25 | |
| 4 | 7 | Rottman William | WS | 3 | 4 | 2 | 9 | 0.75 | |
| | 8 | Mitchem Tyler | MB | 3 | 2 | 0 | 5 | 0.75 | |
| | 19 | Sanders Keenan | MB | 3 | 1 | 5 | 9 | 0.75 | |
| 7 | 16 | Tuaniga Joshua | S | 2 | 5 | 1 | 8 | 0.50 | |
| - | 3 | Olivier Spencer | WS | 0 | 1 | 2 | 3 | | |
| - | 5 | Gianni Camden | WS | 0 | 0 | 0 | 0 | | |
| - | 6 | Kobrine Samuel | S | 0 | 0 | 0 | 0 | | |
| - | 13 | McHenry Merrick | MB | 0 | 0 | 0 | 0 | | |
| - | 15 | Penrose Jalen | OP | 0 | 0 | 0 | 0 | | |
| - | 20 | Wilmot Austin | MB | 0 | 0 | 0 | 0 | | |
| - | 25 | Briggs Mason | L | 0 | 0 | 0 | 0 | | |
| Total Team | | | | | 41 | 23 | 13 | 77 | 10.25 |


|  Set | Rk | No | Name | Pos. | Running Sets | Faults | Still Sets | Total Attempts | Avg. by set |
|---|----|-----------------|----------------|------|--------------|--------|------------|----------------|-------------|
| | 1 | 16 | Tuaniga Joshua | S | 42 | 1 | 46 | 89 | 10.50 |
| 2 | 12 | Wildman Brett | WS | 2 | 0 | 3 | 5 | 0.50 | |
| 3 | 8 | Mitchem Tyler | MB | 1 | 0 | 0 | 1 | 0.25 | |
| | 9 | Hanes Jake | OP | 1 | 0 | 4 | 5 | 0.25 | |
| - | 3 | Olivier Spencer | WS | 0 | 0 | 0 | 0 | | |
| - | 5 | Gianni Camden | WS | 0 | 0 | 0 | 0 | | |
| - | 6 | Kobrine Samuel | S | 0 | 0 | 0 | 0 | | |
| - | 7 | Rottman William | WS | 0 | 0 | 2 | 2 | | |
| - | 13 | McHenry Merrick | MB | 0 | 0 | 0 | 0 | | |
| - | 15 | Penrose Jalen | OP | 0 | 0 | 0 | 0 | | |
| - | 19 | Sanders Keenan | MB | 0 | 0 | 0 | 0 | | |
| - | 20 | Wilmot Austin | MB | 0 | 0 | 0 | 0 | | |
| - | 24 | Dagostino Kyle | L | 0 | 0 | 1 | 1 | | |
| - | 25 | Briggs Mason | L | 0 | 0 | 0 | 0 | | |
| Total Team | | | | | 46 | 1 | 56 | 103 | 11.50 |


|  Reception | Rk | No | Name | Pos. | Running Sets | Faults | Still Sets | Total Attempts | Eff. % |
|--|----|-----------------|-----------------|------|--------------|--------|------------|----------------|--------|
| | 1 | 3 | Olivier Spencer | WS | 11 | 0 | 7 | 18 | 61.11 |
| 2 | 12 | Wildman Brett | WS | 15 | 0 | 12 | 27 | 55.56 | |
| 3 | 24 | Dagostino Kyle | L | 11 | 2 | 6 | 19 | 47.37 | |
| - | 5 | Gianni Camden | WS | 0 | 0 | 0 | 0 | | |
| - | 6 | Kobrine Samuel | S | 0 | 0 | 0 | 0 | | |
| - | 7 | Rottman William | WS | 5 | 2 | 4 | 11 | | |
| - | 8 | Mitchem Tyler | MB | 0 | 0 | 0 | 0 | | |
| - | 9 | Hanes Jake | OP | 0 | 0 | 0 | 0 | | |
| - | 13 | McHenry Merrick | MB | 0 | 0 | 0 | 0 | | |
| - | 15 | Penrose Jalen | OP | 0 | 0 | 0 | 0 | | |
| - | 16 | Tuaniga Joshua | S | 0 | 0 | 0 | 0 | | |
| - | 19 | Sanders Keenan | MB | 0 | 0 | 0 | 0 | | |
| - | 20 | Wilmot Austin | MB | 0 | 0 | 0 | 0 | | |
| - | 25 | Briggs Mason | L | 0 | 0 | 0 | 0 | | |
| Total Team | | | | | 42 | 4 | 29 | 75 | 50.67 |


Limit: 20.00%







|  Spike Limit: 15.00% | Rk | No | Name | Pos. | Spikes | Faults | Shots | Total Attempts | Succ. % |
|---|----|--------------------------------|------------------------------|------|--------|--------|-------|----------------|---------|
| | 1 | 19 | Cruz Cepin Hector Alexis | WS | 7 | 3 | 9 | 19 | 36.84 |
| | 2 | 8 | Lopez Capellan Henry Antonio | WS | 6 | 3 | 8 | 17 | 35.29 |
| | 3 | 1 | Tapia Santana Henry Omar | OP | 9 | 3 | 21 | 33 | 27.27 |
| | - | 2 | Reinoso Soto Luis David | WS | 0 | 0 | 0 | 0 | |
| | - | 3 | Almonte Bismal Rafael | OP | 0 | 0 | 0 | 0 | |
| | - | 4 | Hernandez Wilfrido | WS | 0 | 0 | 0 | 0 | |
| | - | 5 | Florian Feliz Erik | L | 0 | 0 | 0 | 0 | |
| | - | 6 | Mendez Jose Dawilin Ramill | MB | 6 | 0 | 3 | 9 | |
| | - | 7 | Turbides Pepen Bryan | L | 0 | 0 | 0 | 0 | |
| - | 9 | Capellan Rodriguez Jhoan Jesus | S | 0 | 0 | 1 | 1 | | |
| - | 11 | De Jesus Hernandez Juan José | S | 1 | 0 | 2 | 3 | | |
| - | 13 | Mercedes Cruz Jonathan | WS | 0 | 0 | 3 | 3 | | |
| - | 14 | Romero Perez Felix Miguel | MB | 0 | 0 | 1 | 1 | | |
| - | 18 | Paulino Paulino Richi | MB | 3 | 2 | 4 | 9 | | |
| Total Team | | | | | 32 | 11 | 52 | 95 | 33.68 |

|  Block | Rk | No | Name | Pos. | Kill Blocks | Faults | Rebounds | Total Attempts | Avg. by set |
|---|----|--------------------------------|------------------------------|------|-------------|--------|----------|----------------|-------------|
| | 1 | 6 | Mendez Jose Dawilin Ramill | MB | 2 | 3 | 3 | 8 | 0.50 |
| | | 8 | Lopez Capellan Henry Antonio | WS | 2 | 3 | 1 | 6 | 0.50 |
| | | 19 | Cruz Cepin Hector Alexis | WS | 2 | 1 | 3 | 6 | 0.50 |
| | 4 | 18 | Paulino Paulino Richi | MB | 1 | 5 | 6 | 12 | 0.25 |
| | - | 1 | Tapia Santana Henry Omar | OP | 0 | 1 | 6 | 7 | |
| | - | 2 | Reinoso Soto Luis David | WS | 0 | 0 | 0 | 0 | |
| | - | 3 | Almonte Bismal Rafael | OP | 0 | 0 | 0 | 0 | |
| | - | 4 | Hernandez Wilfrido | WS | 0 | 0 | 0 | 0 | |
| | - | 5 | Florian Feliz Erik | L | 0 | 0 | 0 | 0 | |
| - | 7 | Turbides Pepen Bryan | L | 0 | 0 | 0 | 0 | | |
| - | 9 | Capellan Rodriguez Jhoan Jesus | S | 0 | 1 | 1 | 2 | | |
| - | 11 | De Jesus Hernandez Juan José | S | 0 | 1 | 3 | 4 | | |
| - | 13 | Mercedes Cruz Jonathan | WS | 0 | 0 | 2 | 2 | | |
| - | 14 | Romero Perez Felix Miguel | MB | 0 | 0 | 3 | 3 | | |
| Total Team | | | | | 7 | 15 | 28 | 50 | 1.75 |

|  Serve | Rk | No | Name | Pos. | Aces | Faults | Serve Hits | Total Attempts | Avg. by set |
|--|----|------------------------------|--------------------------------|------|------|--------|------------|----------------|-------------|
| | 1 | 8 | Lopez Capellan Henry Antonio | WS | 2 | 4 | 16 | 22 | 0.50 |
| | 2 | 1 | Tapia Santana Henry Omar | OP | 1 | 1 | 13 | 15 | 0.25 |
| | - | 2 | Reinoso Soto Luis David | WS | 0 | 0 | 0 | 0 | |
| | - | 3 | Almonte Bismal Rafael | OP | 0 | 1 | 3 | 4 | |
| | - | 4 | Hernandez Wilfrido | WS | 0 | 0 | 1 | 1 | |
| | - | 5 | Florian Feliz Erik | L | 0 | 0 | 0 | 0 | |
| | - | 6 | Mendez Jose Dawilin Ramill | MB | 0 | 0 | 9 | 9 | |
| | - | 7 | Turbides Pepen Bryan | L | 0 | 0 | 0 | 0 | |
| | - | 9 | Capellan Rodriguez Jhoan Jesus | S | 0 | 0 | 9 | 9 | |
| - | 11 | De Jesus Hernandez Juan José | S | 0 | 1 | 2 | 3 | | |
| - | 13 | Mercedes Cruz Jonathan | WS | 0 | 0 | 1 | 1 | | |
| - | 14 | Romero Perez Felix Miguel | MB | 0 | 0 | 2 | 2 | | |
| - | 18 | Paulino Paulino Richi | MB | 0 | 0 | 7 | 7 | | |
| - | 19 | Cruz Cepin Hector Alexis | WS | 0 | 4 | 9 | 13 | | |
| Total Team | | | | | 3 | 11 | 72 | 86 | 0.75 |

| Team | Total Team | 43 | 0 | | 43 |
|------|------------|----|---|--|----|
|------|------------|----|---|--|----|

|  Dig | Rk | No | Name | Pos. | Digs | Faults | Receptions | Total Attempts | Avg. by set |
|---|----|---------------------------|--------------------------------|------|------|--------|------------|----------------|-------------|
| | 1 | 7 | Turbides Pepen Bryan | L | 9 | 7 | 2 | 18 | 2.25 |
| | 2 | 5 | Florian Feliz Erik | L | 8 | 5 | 3 | 16 | 2.00 |
| | 3 | 8 | Lopez Capellan Henry Antonio | WS | 7 | 10 | 1 | 18 | 1.75 |
| | 4 | 19 | Cruz Cepin Hector Alexis | WS | 4 | 5 | 3 | 12 | 1.00 |
| | 5 | 1 | Tapia Santana Henry Omar | OP | 3 | 6 | 3 | 12 | 0.75 |
| | 6 | 9 | Capellan Rodriguez Jhoan Jesus | S | 2 | 8 | 3 | 13 | 0.50 |
| | 18 | | Paulino Paulino Richi | MB | 2 | 1 | 1 | 4 | 0.50 |
| | 8 | 6 | Mendez Jose Dawilin Ramill | MB | 1 | 4 | 1 | 6 | 0.25 |
| | 11 | | De Jesus Hernandez Juan José | S | 1 | 2 | 1 | 4 | 0.25 |
| 13 | | Mercedes Cruz Jonathan | WS | 1 | 1 | 1 | 3 | 0.25 | |
| - | 2 | Reinoso Soto Luis David | WS | 0 | 0 | 0 | 0 | | |
| - | 3 | Almonte Bismal Rafael | OP | 0 | 0 | 0 | 0 | | |
| - | 4 | Hernandez Wilfrido | WS | 0 | 0 | 0 | 0 | | |
| - | 14 | Romero Perez Felix Miguel | MB | 0 | 1 | 1 | 2 | | |
| Total Team | | | | | 38 | 50 | 20 | 108 | 9.50 |

|  Set | Rk | No | Name | Pos. | Running Sets | Faults | Still Sets | Total Attempts | Avg. by set |
|---|----|------------------------------|--------------------------------|------|--------------|--------|------------|----------------|-------------|
| | 1 | 9 | Capellan Rodriguez Jhoan Jesus | S | 10 | 2 | 42 | 54 | 2.50 |
| | 2 | 11 | De Jesus Hernandez Juan José | S | 2 | 0 | 19 | 21 | 0.50 |
| | 3 | 7 | Turbides Pepen Bryan | L | 1 | 0 | 0 | 1 | 0.25 |
| | 19 | | Cruz Cepin Hector Alexis | WS | 1 | 0 | 0 | 1 | 0.25 |
| | - | 1 | Tapia Santana Henry Omar | OP | 0 | 0 | 2 | 2 | |
| | - | 2 | Reinoso Soto Luis David | WS | 0 | 0 | 0 | 0 | |
| | - | 3 | Almonte Bismal Rafael | OP | 0 | 0 | 0 | 0 | |
| | - | 4 | Hernandez Wilfrido | WS | 0 | 0 | 0 | 0 | |
| | - | 5 | Florian Feliz Erik | L | 0 | 0 | 0 | 0 | |
| - | 6 | Mendez Jose Dawilin Ramill | MB | 0 | 0 | 0 | 0 | | |
| - | 8 | Lopez Capellan Henry Antonio | WS | 0 | 0 | 4 | 4 | | |
| - | 13 | Mercedes Cruz Jonathan | WS | 0 | 0 | 0 | 0 | | |
| - | 14 | Romero Perez Felix Miguel | MB | 0 | 0 | 0 | 0 | | |
| - | 18 | Paulino Paulino Richi | MB | 0 | 0 | 1 | 1 | | |
| Total Team | | | | | 14 | 2 | 68 | 84 | 3.50 |

|  Reception Limit: 20.00% | Rk | No | Name | Pos. | Running Sets | Faults | Still Sets | Total Attempts | Eff. % |
|--|----|--------------------------------|------------------------------|------|--------------|--------|------------|----------------|--------|
| | 1 | 19 | Cruz Cepin Hector Alexis | WS | 8 | 1 | 6 | 15 | 46.67 |
| | 2 | 8 | Lopez Capellan Henry Antonio | WS | 14 | 4 | 14 | 32 | 31.25 |
| | - | 1 | Tapia Santana Henry Omar | OP | 0 | 0 | 0 | 0 | |
| | - | 2 | Reinoso Soto Luis David | WS | 0 | 0 | 0 | 0 | |
| | - | 3 | Almonte Bismal Rafael | OP | 0 | 0 | 0 | 0 | |
| | - | 4 | Hernandez Wilfrido | WS | 0 | 0 | 0 | 0 | |
| | - | 5 | Florian Feliz Erik | L | 5 | 1 | 5 | 11 | |
| | - | 6 | Mendez Jose Dawilin Ramill | MB | 0 | 0 | 1 | 1 | |
| | - | 7 | Turbides Pepen Bryan | L | 3 | 2 | 6 | 11 | |
| - | 9 | Capellan Rodriguez Jhoan Jesus | S | 0 | 0 | 0 | 0 | | |
| - | 11 | De Jesus Hernandez Juan José | S | 0 | 0 | 0 | 0 | | |
| - | 13 | Mercedes Cruz Jonathan | WS | 0 | 1 | 2 | 3 | | |
| - | 14 | Romero Perez Felix Miguel | MB | 0 | 1 | 1 | 2 | | |
| - | 18 | Paulino Paulino Richi | MB | 0 | 0 | 0 | 0 | | |
| Total Team | | | | | 30 | 10 | 35 | 75 | 26.67 |