

[P-2] Match result

Round robin

Match: 2 **Date:** 11/07/2022 **Spectators:** 300
City: Tepic, Nayarit
Hall: Auditorio Amado Nervo
Match duration: **Start:** 18:00 **End:** 19:25 **Total:** 1:25

Teams	Sets	1	2	3	4	5	Total
USA	0	17	21	21			59
CAN	3	25	25	25			75
Duration:		0:26	0:26	0:27			1:19

Referees: Giani Nava Hernandez (MEX) & Yuri R. Ramirez Ortiz (DOM)

USA - USA														
No	Name	Pos.	Line-up					Points by set					T.	
			1	2	3	4	5	1	2	3	4	5		
5	West (C)	S	1											
9	Norris	MB												
11	Sani	OP	4	5	6			3	3	2				8
14	Isaacson	S	11	2	3				1	2				3
15	Van Buren	OP	5		11									
16	Omene	MB		17	17									
17	Wilmot	MB	6	1	2			3	4					7
20	Champlin	OH	2	3				2	1					3
21	Briggs (L)	L	L	L	L									
22	McCauley	OH	26		4					4				4
24	Wildman	OH	5	6	1			2	3	5				10
26	McHenry	MB	3	4	5				2	1				3
29	Power (L)	L												
31	Olivier	OH												
Coach: Andy Read														
Assistant: Larsen Ronald														

CAN - Canada														
No	Name	Pos.	Line-up					Points by set					T.	
			1	2	3	4	5	1	2	3	4	5		
1	Pereira (L)	L	L	L	L									
2	Neaves	OP	21	21	21			2	1	1				4
3	J. Elser	OH	11	11	11					2				2
4	Canham	OP	6	6	6			2	3	4				9
8	C. Ketrzynski	OH												
11	House	OH	1	1	1			4	2	2				8
13	Elgert	S	4	4	4									
14	X. Ketrzynski	MB	2	2	5			2	1	2				5
16	Schnitzer	MB	5	5	2			3	2					5
17	Heslinga (L)	L												
19	Duncanson	MB												
21	Herr (C)	S	3	3	3			1	1	2				4
22	Koppers	OH	4	4	4			3	3	2				8
23	McCarthy	MB			16					1				1
Coach: Dan Ota														
Assistant: Groenveld Nathan														

TEAMS AND PLAYERS PERFORMANCES

Won Points	Total Atts	No	Name
33	83	Total Team	
9	28	24	Wildman
8	20	11	Sani
4	9	17	Wilmot
4	41	Total Team	
3	9	17	Wilmot
1	9	26	McHenry
0	2	5	West
1	61	Total Team	
1	10	24	Wildman
0	3	5	West
0	0	9	Norris
21		Total Team	
59	185	Total Team	
10	44	24	Wildman
8	33	11	Sani
7	25	17	Wilmot

Scoring Skills
Attack
Block
Serve
Opp. error
Total
Best scorers

Won Points	Total Atts	No	Name
35	77	Total Team	
8	18	4	Canham
7	16	11	House
6	21	22	Koppers
6	32	Total Team	
2	8	14	X. Ketrzynski
1	1	2	Neaves
1	1	4	Canham
5	73	Total Team	
2	13	21	Herr
2	16	22	Koppers
1	8	11	House
29		Total Team	
75	182	Total Team	
9	23	4	Canham
8	26	11	House
8	42	22	Koppers

■ Starting line-up with position Atts = Attempts (C) = Captain MB = Middle blocker S = Setter
□ Substitute with shirt number Opp. = Opponent (L) / L = Libero OP = Opposite OH = Outside Hitter

Match: 2 **Date:** 11/07/2022 **Spectators:** 300
City: Tepic, Nayarit
Hall: Auditorio Amado Nervo
Match duration: **Start:** 18:00 **End:** 19:25 **Total:** 1:25

Teams	Sets	1	2	3	4	5	Total
USA	0	17	21	21			59
CAN	3	25	25	25			75
Duration:		0:26	0:26	0:27			1:19




USA • USA



Attack


Limit: 15.00%

Rk	No	Name	Pos.	Attacks	Faults	Shots	Total Attempts	Succ. %
1	11	Sani Francesco	OP	8	6	6	20	40.00
2	24	Wildman Brett	OH	9	4	15	28	32.14
-	5	West Matthew	S	0	0	0	0	
-	9	Norris James Ryan	MB	0	0	0	0	
-	14	Isaacson Quinn	S	3	0	1	4	
-	15	Van Buren Parker	OP	0	0	2	2	
-	16	Omene Nyerovwome	MB	0	0	0	0	
-	17	Wilmot Austin	MB	4	1	4	9	
-	20	Champlin Ethan	OH	3	3	2	8	
-	21	Briggs Mason	L	0	0	0	0	
-	22	McCauley Kyle	OH	4	0	1	5	
-	26	McHenry Merrick	MB	2	0	5	7	
-	29	Power Cole	L	0	0	0	0	
-	31	Olivier Spencer	OH	0	0	0	0	
Total Team				33	14	36	83	39.76



Block


Rk	No	Name	Pos.	Kill Blocks	Faults	Rebounds	Total Attempts	Avg. by set
1	17	Wilmot Austin	MB	3	3	3	9	1.00
2	26	McHenry Merrick	MB	1	5	3	9	0.33
-	5	West Matthew	S	0	2	0	2	
-	9	Norris James Ryan	MB	0	0	0	0	
-	11	Sani Francesco	OP	0	4	1	5	
-	14	Isaacson Quinn	S	0	2	3	5	
-	15	Van Buren Parker	OP	0	2	0	2	
-	16	Omene Nyerovwome	MB	0	0	0	0	
-	20	Champlin Ethan	OH	0	1	1	2	
-	21	Briggs Mason	L	0	0	0	0	
-	22	McCauley Kyle	OH	0	1	0	1	
-	24	Wildman Brett	OH	0	2	4	6	
-	29	Power Cole	L	0	0	0	0	
-	31	Olivier Spencer	OH	0	0	0	0	
Total Team				4	22	15	41	1.33





Serve

Rk	No	Name	Pos.	Aces	Faults	Serve Hits	Total Attempts	Avg. by set
1	24	Wildman Brett	OH	1	4	5	10	0.33
-	5	West Matthew	S	0	3	0	3	
-	9	Norris James Ryan	MB	0	0	0	0	
-	11	Sani Francesco	OP	0	5	3	8	
-	14	Isaacson Quinn	S	0	2	6	8	
-	15	Van Buren Parker	OP	0	0	0	0	
-	16	Omene Nyerovwome	MB	0	1	2	3	
-	17	Wilmot Austin	MB	0	0	7	7	
-	20	Champlin Ethan	OH	0	3	3	6	
-	21	Briggs Mason	L	0	0	0	0	
-	22	McCauley Kyle	OH	0	1	3	4	
-	26	McHenry Merrick	MB	0	1	11	12	
-	29	Power Cole	L	0	0	0	0	
-	31	Olivier Spencer	OH	0	0	0	0	
Total Team				1	20	40	61	0.33

Team	Total Team	21	5		26	
-------------	------------	----	---	--	----	--




 Dig	Rk	No	Name	Pos.	Digs	Faults	Receptions	Total Attempts	Avg. by set
	1	21	Briggs Mason	L	8	3	0	11	2.67
2	24	Wildman Brett	OH	7	2	0	9	2.33	
3	5	West Matthew	S	4	0	0	4	1.33	
	11	Sani Francesco	OP	4	0	0	4	1.33	
	14	Isaacson Quinn	S	4	1	0	5	1.33	
6	26	McHenry Merrick	MB	3	2	0	5	1.00	
7	17	Wilmot Austin	MB	2	0	0	2	0.67	
	20	Champlin Ethan	OH	2	1	0	3	0.67	
	22	McCauley Kyle	OH	2	0	0	2	0.67	
-	9	Norris James Ryan	MB	0	0	0	0		
-	15	Van Buren Parker	OP	0	0	0	0		
-	16	Omene Nyerovwome	MB	0	0	0	0		
-	29	Power Cole	L	0	0	0	0		
-	31	Olivier Spencer	OH	0	0	0	0		
Total Team					36	9	0	45	12.00


 Set	Rk	No	Name	Pos.	Running Sets	Faults	Still Sets	Total Attempts	Avg. by set
	1	14	Isaacson Quinn	S	5	0	44	49	1.67
2	5	West Matthew	S	3	0	13	16	1.00	
-	9	Norris James Ryan	MB	0	0	0	0		
-	11	Sani Francesco	OP	0	0	0	0		
-	15	Van Buren Parker	OP	0	0	0	0		
-	16	Omene Nyerovwome	MB	0	0	0	0		
-	17	Wilmot Austin	MB	0	0	1	1		
-	20	Champlin Ethan	OH	0	0	5	5		
-	21	Briggs Mason	L	0	0	6	6		
-	22	McCauley Kyle	OH	0	0	1	1		
-	24	Wildman Brett	OH	0	0	1	1		
-	26	McHenry Merrick	MB	0	0	0	0		
-	29	Power Cole	L	0	0	0	0		
-	31	Olivier Spencer	OH	0	0	0	0		
Total Team					8	0	71	79	2.67


 Reception	Rk	No	Name	Pos.	Excellents	Faults	Serve Receptions	Total Attempts	Eff. %
	1	24	Wildman Brett	OH	16	3	6	25	52.00
2	21	Briggs Mason	L	8	2	5	15	40.00	
-	5	West Matthew	S	0	0	0	0		
-	9	Norris James Ryan	MB	0	0	0	0		
-	11	Sani Francesco	OP	1	0	0	1		
-	14	Isaacson Quinn	S	1	0	0	1		
-	15	Van Buren Parker	OP	0	0	0	0		
-	16	Omene Nyerovwome	MB	0	0	0	0		
-	17	Wilmot Austin	MB	0	0	1	1		
-	20	Champlin Ethan	OH	5	0	3	8		
-	22	McCauley Kyle	OH	2	0	2	4		
-	26	McHenry Merrick	MB	1	0	0	1		
-	29	Power Cole	L	0	0	0	0		
-	31	Olivier Spencer	OH	0	0	0	0		
Total Team					34	5	17	56	51.79


Limit: 20.00%



Attack	Rk	No	Name	Pos.	Attacks	Faults	Shots	Total Attempts	Succ. %
	 Limit: 15.00%	1	4	Canham Jordan	OP	8	2	8	18
2		11	House Logan	OH	7	2	7	16	43.75
3		22	Koppers Brandon	OH	6	2	13	21	28.57
-		1	Pereira Jordan	L	0	0	0	0	
-		2	Neaves Matthew	OP	3	0	2	5	
-		3	Elser Jesse	OH	2	0	1	3	
-		8	Ketrzynski Cole	OH	0	0	0	0	
-		13	Elgert Max	S	0	0	0	0	
-		14	Ketrzynski Xander	MB	3	2	2	7	
-		16	Schnitzer Jordan	MB	5	0	1	6	
-		17	Heslinga Isaac	L	0	0	0	0	
-		19	Duncanson Cole	MB	0	0	0	0	
-		21	Herr Luke	S	1	0	0	1	
-		23	McCarthy Fynnian Lionel	MB	0	0	0	0	
Total Team					35	8	34	77	45.45
Block	Rk	No	Name	Pos.	Kill Blocks	Faults	Rebounds	Total Attempts	Avg. by set
		1	14	Ketrzynski Xander	MB	2	5	1	8
2		2	Neaves Matthew	OP	1	0	0	1	0.33
4		Canham Jordan	OP	1	0	0	1	0.33	
21		Herr Luke	S	1	0	1	2	0.33	
23		McCarthy Fynnian Lionel	MB	1	1	1	3	0.33	
-		1	Pereira Jordan	L	0	0	0	0	
-		3	Elser Jesse	OH	0	0	0	0	
-		8	Ketrzynski Cole	OH	0	0	0	0	
-		11	House Logan	OH	0	0	2	2	
-		13	Elgert Max	S	0	0	0	0	
-		16	Schnitzer Jordan	MB	0	4	6	10	
-		17	Heslinga Isaac	L	0	0	0	0	
-		19	Duncanson Cole	MB	0	0	0	0	
-		22	Koppers Brandon	OH	0	4	1	5	
Total Team					6	14	12	32	2.00
Serve	Rk	No	Name	Pos.	Aces	Faults	Serve Hits	Total Attempts	Avg. by set
		1	21	Herr Luke	S	2	0	11	13
22		Koppers Brandon	OH	2	3	11	16	0.67	
3		11	House Logan	OH	1	1	6	8	0.33
-		1	Pereira Jordan	L	0	0	0	0	
-		2	Neaves Matthew	OP	0	2	1	3	
-		3	Elser Jesse	OH	0	1	5	6	
-		4	Canham Jordan	OP	0	1	3	4	
-		8	Ketrzynski Cole	OH	0	0	0	0	
-		13	Elgert Max	S	0	1	2	3	
-		14	Ketrzynski Xander	MB	0	4	7	11	
-		16	Schnitzer Jordan	MB	0	3	5	8	
-		17	Heslinga Isaac	L	0	0	0	0	
-		19	Duncanson Cole	MB	0	0	0	0	
-		23	McCarthy Fynnian Lionel	MB	0	1	0	1	
Total Team					5	17	51	73	1.67
Team	Total Team				29	12		41	

 Dig	Rk	No	Name	Pos.	Digs	Faults	Receptions	Total Attempts	Avg. by set
	1	1	Pereira Jordan	L	14	6	2	22	4.67
2	4	Canham Jordan	OP	5	0	0	5	1.67	
	21	Herr Luke	S	5	0	0	5	1.67	
4	14	Ketrzynski Xander	MB	4	1	0	5	1.33	
5	11	House Logan	OH	3	0	0	3	1.00	
	22	Koppers Brandon	OH	3	0	1	4	1.00	
7	16	Schnitzer Jordan	MB	2	0	0	2	0.67	
-	2	Neaves Matthew	OP	0	0	0	0		
-	3	Elser Jesse	OH	0	0	1	1		
-	8	Ketrzynski Cole	OH	0	0	0	0		
-	13	Elgert Max	S	0	0	0	0		
-	17	Heslinga Isaac	L	0	0	0	0		
-	19	Duncanson Cole	MB	0	0	0	0		
-	23	McCarthy Fynnian Lionel	MB	0	0	0	0		
Total Team					36	7	4	47	12.00

 Set	Rk	No	Name	Pos.	Running Sets	Faults	Still Sets	Total Attempts	Avg. by set
	1	21	Herr Luke	S	2	0	53	55	0.67
-	1	Pereira Jordan	L	0	0	3	3		
-	2	Neaves Matthew	OP	0	0	0	0		
-	3	Elser Jesse	OH	0	0	0	0		
-	4	Canham Jordan	OP	0	0	4	4		
-	8	Ketrzynski Cole	OH	0	0	0	0		
-	11	House Logan	OH	0	0	1	1		
-	13	Elgert Max	S	0	0	10	10		
-	14	Ketrzynski Xander	MB	0	0	0	0		
-	16	Schnitzer Jordan	MB	0	0	0	0		
-	17	Heslinga Isaac	L	0	0	0	0		
-	19	Duncanson Cole	MB	0	0	0	0		
-	22	Koppers Brandon	OH	0	0	1	1		
-	23	McCarthy Fynnian Lionel	MB	0	0	0	0		
Total Team					2	0	72	74	0.67

 Reception	Rk	No	Name	Pos.	Excellents	Faults	Serve Receptions	Total Attempts	Eff. %
	1	1	Pereira Jordan	L	12	0	3	15	80.00
2	11	House Logan	OH	5	0	6	11	45.45	
-	2	Neaves Matthew	OP	0	0	0	0		
-	3	Elser Jesse	OH	3	0	1	4		
-	4	Canham Jordan	OP	1	0	0	1		
-	8	Ketrzynski Cole	OH	0	0	0	0		
-	13	Elgert Max	S	0	0	0	0		
-	14	Ketrzynski Xander	MB	0	1	1	2		
-	16	Schnitzer Jordan	MB	0	0	0	0		
-	17	Heslinga Isaac	L	0	0	0	0		
-	19	Duncanson Cole	MB	0	0	0	0		
-	21	Herr Luke	S	0	0	0	0		
-	22	Koppers Brandon	OH	6	0	2	8		
-	23	McCarthy Fynnian Lionel	MB	0	0	0	0		
Total Team					27	1	13	41	63.41

Limit: 20.00%