

[P-2] Match result (in progress)

Round robin

Match: 5 **Date:** 12/07/2022 **Spectators:** 500
City: Tepic, Nayarit
Hall: Auditorio Amado Nervo
Match duration: **Start:** 18:00 **End:** 21:27 **Total:** 2:14

Teams	Sets	1	2	3	4	5	Total
USA	2	20	26	25	25	11	107
CUB	3	25	28	20	23	15	111
Duration:		0:23	0:30	0:26	0:29	0:16	2:04

Referees: Juan F. Rivera (PUR) & Giani Nava Hernandez (MEX)

USA - USA													
No Name	Pos.	Line-up					Points by set					T.	
		1	2	3	4	5	1	2	3	4	5		
5 West (C)	S	11	11	11	11	11							
9 Norris	MB	3	3				1	1					2
11 Sani	OP	4	4	4	4	4	6	3	2	6			17
14 Isaacson	S	1	1	1	1	1					1	1	2
15 Van Buren	OP	14	14	14	14	14		1					1
16 Omene	MB	17	17	3	3	3			3	4	4		11
17 Wilmot	MB	6	6	6	6	6	2	1	1	1	1		6
20 Champlin	OH												
21 Briggs (L)	L	L	L	L	L	L							
22 McCauley	OH	2	2	2	2	2	2	5	5	2	1		15
24 Wildman	OH	5	5	5	5	5	2	4	2	2			10
26 McHenry	MB												
29 Power (L)	L												
31 Olivier	OH			17	17	17							
Coach: Andy Read													
Assistant: Larsen Ronald													

CUB - Cuba														
No Name	Pos.	Line-up					Points by set					T.		
		1	2	3	4	5	1	2	3	4	5			
2 Mergarejo	OH			23	4	5						7	2	9
3 Cardenas	OH		13											
4 Sánchez B.	OP													
5 Concepcion	MB													
7 Garcia (L)	L	L	L	L	L	L								
10 Gutierrez	OP													
11 Taboada	S			1										
12 Herrera	OP	4	3	4	3	4	3	5	3	4	5		20	
13 Simón	MB	6	5	6	5	6	2	1	2	1	1		7	
14 Goide	S	1	6		6	1	2	1			1		4	
17 Alonso	MB	3	2	3	2	3	4	4	2	2	1		13	
18 Lopez (C)	OH	5	4	5	1	2	4	4	5	4	2		19	
22 Suarez (L)	L													
23 Yant	OH	2	1	2			2	1	1				4	
Coach: Nicolas Ernesto Vives Coffigny														
Assistant: Muñoz Perez Yosvany														

TEAMS AND PLAYERS PERFORMANCES

Won Points	Total Atts	No Name
47	95	Total Team
15	27	11 Sani
11	17	22 McCauley
8	11	16 Omene
14	60	Total Team
3	12	16 Omene
3	15	17 Wilmot
3	6	22 McCauley
3	108	Total Team
2	17	11 Sani
1	27	22 McCauley
0	0	5 West
43		Total Team
107	263	Total Team
17	51	11 Sani
15	50	22 McCauley
11	31	16 Omene

Scoring Skills
Attack
Block
Serve
Opp. error
Total
Best scorers

Won Points	Total Atts	No Name
63	123	Total Team
18	30	12 Herrera
18	37	18 Lopez
8	15	17 Alonso
8	39	Total Team
4	16	17 Alonso
2	4	12 Herrera
1	1	2 Mergarejo
5	110	Total Team
2	10	2 Mergarejo
1	14	14 Goide
1	19	17 Alonso
35		Total Team
111	272	Total Team
20	56	12 Herrera
19	59	18 Lopez
13	50	17 Alonso

■ Starting line-up with position Atts = Attempts (C) = Captain MB = Middle blocker S = Setter
□ Substitute with shirt number Opp. = Opponent (L) / L = Libero OP = Opposite OH = Outside Hitter

Match: 5 **Date:** 12/07/2022 **Spectators:** 500
City: Tepic, Nayarit
Hall: Auditorio Amado Nervo
Match duration: **Start:** 18:00 **End:** 21:27 **Total:** 2:14

Teams	Sets	1	2	3	4	5	Total
USA	2	20	26	25	25	11	107
CUB	3	25	28	20	23	15	111
Duration:		0:23	0:30	0:26	0:29	0:15	2:04



USA • USA

Attack

Limit: 15.00%

Rk	No	Name	Pos.	Attacks	Faults	Shots	Total Attempts	Succ. %
1	22	McCauley Kyle	OH	11	3	3	17	64.71
2	11	Sani Francesco	OP	15	6	6	27	55.56
3	24	Wildman Brett	OH	7	4	9	20	35.00
-	5	West Matthew	S	0	0	0	0	
-	9	Norris James Ryan	MB	1	1	1	3	
-	14	Isaacson Quinn	S	1	0	2	3	
-	15	Van Buren Parker	OP	1	1	0	2	
-	16	Omene Nyerovwome	MB	8	0	3	11	
-	17	Wilmot Austin	MB	3	1	8	12	
-	20	Champlin Ethan	OH	0	0	0	0	
-	21	Briggs Mason	L	0	0	0	0	
-	26	McHenry Merrick	MB	0	0	0	0	
-	29	Power Cole	L	0	0	0	0	
-	31	Olivier Spencer	OH	0	0	0	0	
Total Team				47	16	32	95	49.47

Block


Rk	No	Name	Pos.	Kill Blocks	Faults	Rebounds	Total Attempts	Avg. by set
1	16	Omene Nyerovwome	MB	3	6	3	12	0.60
	17	Wilmot Austin	MB	3	9	3	15	0.60
	22	McCauley Kyle	OH	3	2	1	6	0.60
	24	Wildman Brett	OH	3	5	1	9	0.60
5	9	Norris James Ryan	MB	1	0	2	3	0.20
	14	Isaacson Quinn	S	1	2	4	7	0.20
-	5	West Matthew	S	0	0	0	0	
-	11	Sani Francesco	OP	0	4	3	7	
-	15	Van Buren Parker	OP	0	0	1	1	
-	20	Champlin Ethan	OH	0	0	0	0	
-	21	Briggs Mason	L	0	0	0	0	
-	26	McHenry Merrick	MB	0	0	0	0	
-	29	Power Cole	L	0	0	0	0	
-	31	Olivier Spencer	OH	0	0	0	0	
Total Team				14	28	18	60	2.80


Serve


Rk	No	Name	Pos.	Aces	Faults	Serve Hits	Total Attempts	Avg. by set
1	11	Sani Francesco	OP	2	4	11	17	0.40
2	22	McCauley Kyle	OH	1	2	24	27	0.20
-	5	West Matthew	S	0	0	0	0	
-	9	Norris James Ryan	MB	0	7	3	10	
-	14	Isaacson Quinn	S	0	5	17	22	
-	15	Van Buren Parker	OP	0	0	0	0	
-	16	Omene Nyerovwome	MB	0	2	6	8	
-	17	Wilmot Austin	MB	0	0	6	6	
-	20	Champlin Ethan	OH	0	0	0	0	
-	21	Briggs Mason	L	0	0	0	0	
-	24	Wildman Brett	OH	0	4	10	14	
-	26	McHenry Merrick	MB	0	0	0	0	
-	29	Power Cole	L	0	0	0	0	
-	31	Olivier Spencer	OH	0	0	4	4	
Total Team				3	24	81	108	0.60



Team	Total Team	43	29		72	
------	------------	----	----	--	----	--

 Dig	Rk	No	Name	Pos.	Digs	Faults	Receptions	Total Attempts	Avg. by set
	1	21	Briggs Mason	L	14	2	2	18	2.80
2	22	McCauley Kyle	OH	5	1	1	7	1.00	
	24	Wildman Brett	OH	5	2	0	7	1.00	
4	11	Sani Francesco	OP	4	0	1	5	0.80	
	14	Isaacson Quinn	S	4	0	0	4	0.80	
6	9	Norris James Ryan	MB	1	0	0	1	0.20	
	16	Omene Nyerovwome	MB	1	0	0	1	0.20	
-	5	West Matthew	S	0	1	0	1		
-	15	Van Buren Parker	OP	0	0	0	0		
-	17	Wilmot Austin	MB	0	1	0	1		
-	20	Champlin Ethan	OH	0	0	0	0		
-	26	McHenry Merrick	MB	0	0	0	0		
-	29	Power Cole	L	0	0	0	0		
-	31	Olivier Spencer	OH	0	1	0	1		
Total Team					34	8	4	46	6.80

 Set	Rk	No	Name	Pos.	Running Sets	Faults	Still Sets	Total Attempts	Avg. by set
	1	14	Isaacson Quinn	S	3	0	66	69	0.60
-	5	West Matthew	S	0	1	13	14		
-	9	Norris James Ryan	MB	0	0	0	0		
-	11	Sani Francesco	OP	0	0	3	3		
-	15	Van Buren Parker	OP	0	0	0	0		
-	16	Omene Nyerovwome	MB	0	0	0	0		
-	17	Wilmot Austin	MB	0	0	2	2		
-	20	Champlin Ethan	OH	0	0	0	0		
-	21	Briggs Mason	L	0	0	6	6		
-	22	McCauley Kyle	OH	0	0	2	2		
-	24	Wildman Brett	OH	0	0	1	1		
-	26	McHenry Merrick	MB	0	0	0	0		
-	29	Power Cole	L	0	0	0	0		
-	31	Olivier Spencer	OH	0	0	0	0		
Total Team					3	1	93	97	0.60


 Reception Limit: 20.00%	Rk	No	Name	Pos.	Excellents	Faults	Serve Receptions	Total Attempts	Eff. %
	1	21	Briggs Mason	L	19	1	4	24	75.00
2	24	Wildman Brett	OH	22	2	13	37	54.05	
-	5	West Matthew	S	0	0	0	0		
-	9	Norris James Ryan	MB	0	0	0	0		
-	11	Sani Francesco	OP	0	0	0	0		
-	14	Isaacson Quinn	S	0	0	0	0		
-	15	Van Buren Parker	OP	0	0	0	0		
-	16	Omene Nyerovwome	MB	1	0	0	1		
-	17	Wilmot Austin	MB	0	0	0	0		
-	20	Champlin Ethan	OH	0	0	0	0		
-	22	McCauley Kyle	OH	7	2	5	14		
-	26	McHenry Merrick	MB	0	0	0	0		
-	29	Power Cole	L	0	0	0	0		
-	31	Olivier Spencer	OH	0	0	0	0		
Total Team					49	5	22	76	57.89



CUB • Cuba

		Rk	No	Name	Pos.	Attacks	Faults	Shots	Total Attempts	Succ. %
<p>Attack</p> <p>Limit: 15.00%</p>	1	12	Herrera Jaime Jesus	OP	18	5	7	30	60.00	
	2	18	Lopez Castro Miguel Angel	OH	18	8	11	37	48.65	
	-	2	Mergarejo Hernandez Osniel Lazaro	OH	6	2	4	12		
	-	3	Cardenas Morales Julio Cesar	OH	0	0	0	0		
	-	4	Sanchez Bozhuleva Michael	OP	0	0	0	0		
	-	5	Concepcion Rojas Javier Octavio	MB	0	0	0	0		
	-	7	Garcia Alvarez Yonder Roman	L	0	0	0	0		
	-	10	Gutierrez Suarez Miguel David	OP	0	0	0	0		
	-	11	Taboada Diaz Lyvan	S	0	0	0	0		
	-	13	Simon Aties Robertlandy	MB	7	1	6	14		
	-	14	Goide Arredondo Adrian Eduardo	S	2	0	0	2		
	-	17	Alonso Arce Roamy Raul	MB	8	0	7	15		
	-	22	Gutierrez Suarez Jose Miguel	L	0	0	0	0		
	-	23	Yant Herrera Marlon	OH	4	3	6	13		
Total Team						63	19	41	123	51.22
<p>Block</p>	Rk	No	Name	Pos.	Kill Blocks	Faults	Rebounds	Total Attempts	Avg. by set	
	1	17	Alonso Arce Roamy Raul	MB	4	9	3	16	0.80	
	2	12	Herrera Jaime Jesus	OP	2	2	0	4	0.40	
	3	2	Mergarejo Hernandez Osniel Lazaro	OH	1	0	0	1	0.20	
	-	14	Goide Arredondo Adrian Eduardo	S	1	0	0	1	0.20	
	-	3	Cardenas Morales Julio Cesar	OH	0	0	0	0		
	-	4	Sanchez Bozhuleva Michael	OP	0	0	0	0		
	-	5	Concepcion Rojas Javier Octavio	MB	0	0	0	0		
	-	7	Garcia Alvarez Yonder Roman	L	0	0	0	0		
	-	10	Gutierrez Suarez Miguel David	OP	0	0	0	0		
	-	11	Taboada Diaz Lyvan	S	0	1	0	1		
	-	13	Simon Aties Robertlandy	MB	0	3	4	7		
	-	18	Lopez Castro Miguel Angel	OH	0	4	2	6		
	-	22	Gutierrez Suarez Jose Miguel	L	0	0	0	0		
-	23	Yant Herrera Marlon	OH	0	2	1	3			
Total Team						8	21	10	39	1.60
<p>Serve</p>	Rk	No	Name	Pos.	Aces	Faults	Serve Hits	Total Attempts	Avg. by set	
	1	2	Mergarejo Hernandez Osniel Lazaro	OH	2	3	5	10	0.40	
	2	14	Goide Arredondo Adrian Eduardo	S	1	2	11	14	0.20	
	-	17	Alonso Arce Roamy Raul	MB	1	5	13	19	0.20	
	-	18	Lopez Castro Miguel Angel	OH	1	5	10	16	0.20	
	-	3	Cardenas Morales Julio Cesar	OH	0	0	1	1		
	-	4	Sanchez Bozhuleva Michael	OP	0	0	0	0		
	-	5	Concepcion Rojas Javier Octavio	MB	0	0	0	0		
	-	7	Garcia Alvarez Yonder Roman	L	0	0	0	0		
	-	10	Gutierrez Suarez Miguel David	OP	0	0	0	0		
	-	11	Taboada Diaz Lyvan	S	0	2	1	3		
	-	12	Herrera Jaime Jesus	OP	0	10	12	22		
	-	13	Simon Aties Robertlandy	MB	0	3	11	14		
	-	22	Gutierrez Suarez Jose Miguel	L	0	0	0	0		
-	23	Yant Herrera Marlon	OH	0	4	7	11			
Total Team						5	34	71	110	1.00
Team	Total Team					35	17		52	

P-3 Match players ranking




Dig

Rk	No	Name	Pos.	Digs	Faults	Receptions	Total Attempts	Avg. by set
1	7	Garcia Alvarez Yonder Roman	L	24	2	0	26	4.80
2	18	Lopez Castro Miguel Angel	OH	5	1	0	6	1.00
3	13	Simon Aties Robertlandy	MB	3	0	0	3	0.60
14		Goide Arredondo Adrian Eduardo	S	3	4	0	7	0.60
23		Yant Herrera Marlon	OH	3	2	2	7	0.60
6	11	Taboada Diaz Lyvan	S	2	0	0	2	0.40
12		Herrera Jaime Jesus	OP	2	1	1	4	0.40
8	2	Mergarejo Hernandez Osniel Lazaro	OH	1	0	0	1	0.20
-	3	Cardenas Morales Julio Cesar	OH	0	0	0	0	
-	4	Sanchez Bozhuleva Michael	OP	0	0	0	0	
-	5	Concepcion Rojas Javier Octavio	MB	0	0	0	0	
-	10	Gutierrez Suarez Miguel David	OP	0	0	0	0	
-	17	Alonso Arce Roamy Raul	MB	0	0	1	1	
-	22	Gutierrez Suarez Jose Miguel	L	0	0	0	0	
Total Team				43	10	4	57	8.60



Set

Rk	No	Name	Pos.	Running Sets	Faults	Still Sets	Total Attempts	Avg. by set
1	14	Goide Arredondo Adrian Eduardo	S	2	1	86	89	0.40
2	11	Taboada Diaz Lyvan	S	1	2	17	20	0.20
-	2	Mergarejo Hernandez Osniel Lazaro	OH	0	0	1	1	
-	3	Cardenas Morales Julio Cesar	OH	0	0	0	0	
-	4	Sanchez Bozhuleva Michael	OP	0	0	0	0	
-	5	Concepcion Rojas Javier Octavio	MB	0	0	0	0	
-	7	Garcia Alvarez Yonder Roman	L	0	0	3	3	
-	10	Gutierrez Suarez Miguel David	OP	0	0	0	0	
-	12	Herrera Jaime Jesus	OP	0	0	2	2	
-	13	Simon Aties Robertlandy	MB	0	0	0	0	
-	17	Alonso Arce Roamy Raul	MB	0	0	2	2	
-	18	Lopez Castro Miguel Angel	OH	0	0	2	2	
-	22	Gutierrez Suarez Jose Miguel	L	0	0	0	0	
-	23	Yant Herrera Marlon	OH	0	0	1	1	
Total Team				3	3	114	120	0.60



Reception

Limit: 20.00%

Rk	No	Name	Pos.	Excellents	Faults	Serve Receptions	Total Attempts	Eff. %
1	7	Garcia Alvarez Yonder Roman	L	27	1	4	32	81.25
2	18	Lopez Castro Miguel Angel	OH	19	1	3	23	78.26
3	23	Yant Herrera Marlon	OH	14	1	4	19	68.42
-	2	Mergarejo Hernandez Osniel Lazaro	OH	6	0	3	9	
-	3	Cardenas Morales Julio Cesar	OH	0	0	0	0	
-	4	Sanchez Bozhuleva Michael	OP	0	0	0	0	
-	5	Concepcion Rojas Javier Octavio	MB	0	0	0	0	
-	10	Gutierrez Suarez Miguel David	OP	0	0	0	0	
-	11	Taboada Diaz Lyvan	S	0	0	0	0	
-	12	Herrera Jaime Jesus	OP	0	0	0	0	
-	13	Simon Aties Robertlandy	MB	0	0	0	0	
-	14	Goide Arredondo Adrian Eduardo	S	0	0	0	0	
-	17	Alonso Arce Roamy Raul	MB	0	0	1	1	
-	22	Gutierrez Suarez Jose Miguel	L	0	0	0	0	
Total Team				66	3	15	84	75.00