

[P-2] Match result (in progress)

Round robin

Match: 7 **Date:** 13/07/2022 **Spectators:** 100
City: Tepic, Nayarit
Hall: Auditorio Amado Nervo
Match duration: **Start:** 16:00 **End:** 17:36 **Total:** 1:30

Teams	Sets	1	2	3	4	5	Total
USA	3	25	25	27			77
PUR	0	23	16	25			64
Duration:		0:27	0:27	0:32			1:26

Referees: Yuri R. Ramirez Ortiz (DOM) & Ricardo Borroto Iglesias (CUB)

USA - USA														
No	Name	Pos.	Line-up					Points by set					T.	
			1	2	3	4	5	1	2	3	4	5		
5	West (C)	S	11	11	11									
9	Norris	MB												
11	Sani	OP	4	4	4			5	2				7	
14	Isaacson	S	1	1	1		1	1					2	
15	Van Buren	OP	14	14	14									
16	Omene	MB	3	3	3		1	3	7				11	
17	Wilmot	MB												
20	Champlin	OH												
21	Briggs (L)	L	L	L	L									
22	McCauley	OH	2	2	2		3	4	6				13	
24	Wildman	OH	5	5	5		5	3	1				9	
26	McHenry	MB	6	6	6		6	2	2				10	
29	Power (L)	L	L											
31	Olivier	OH												

Coach: Andy Read
Assistant: Larsen Ronald

PUR - Puerto Rico														
No	Name	Pos.	Line-up					Points by set					T.	
			1	2	3	4	5	1	2	3	4	5		
2	Lawrence	OH	13	13	6						1	3		4
3	Hoyos	OH	4	5	4					1	2	3		6
5	Nieves	MB	5	6	5					3	3	1		7
6	Torres	OP	3	4	3					3	1			4
7	Iglesias (C)	S	6	6	6							1		1
9	Molina	OH	18	18	19									
10	Melendez	OH												
12	Cabrera (L)	L	L	L	L									
13	Nido	S	6	1										
14	Vargas	OH	1	2	1					4	3	1		8
18	Elias	MB	2	3						1	1			2
19	Rivera Bernardi	MB			2							6		6

Coach: Oswald Irwin Antonetti Cameron
Assistant: Torres Rosario Alberto Jamille

TEAMS AND PLAYERS PERFORMANCES

Won Points	Total Atts	No	Name
38	68	Total Team	
9	20	24	Wildman
8	12	16	Omene
8	12	26	McHenry
9	38	Total Team	
5	8	22	McCauley
1	6	11	Sani
1	2	14	Isaacson
5	76	Total Team	
2	17	16	Omene
1	10	11	Sani
1	12	22	McCauley
25		Total Team	
77	182	Total Team	

Scoring Skills
Attack
Block
Serve
Opp. error
Total
Best scorers

Won Points	Total Atts	No	Name
37	69	Total Team	
8	15	14	Vargas
6	14	3	Hoyos
6	8	5	Nieves
1	22	Total Team	
1	10	5	Nieves
0	3	2	Lawrence
0	1	3	Hoyos
0	65	Total Team	
0	5	2	Lawrence
0	10	3	Hoyos
0	11	5	Nieves
26		Total Team	
64	156	Total Team	
8	28	14	Vargas
7	29	5	Nieves
6	25	3	Hoyos

■ Starting line-up with position Atts = Attempts (C) = Captain MB = Middle blocker S = Setter
□ Substitute with shirt number Opp. = Opponent (L) / L = Libero OP = Opposite OH = Outside Hitter

Match: 7 **Date:** 13/07/2022 **Spectators:** 100
City: Tepic, Nayarit
Hall: Auditorio Amado Nervo
Match duration: **Start:** 16:00 **End:** 17:36 **Total:** 1:30

Teams	Sets	1	2	3	4	5	Total
USA	3	25	25	27			77
PUR	0	23	16	25			64
Duration:		0:26	0:26	0:32			1:25



USA • USA

Attack

Limit: 15.00%

Rk	No	Name	Pos.	Attacks	Faults	Shots	Total Attempts	Succ. %
1	16	Omene Nyerovwome	MB	8	1	3	12	66.67
	26	McHenry Merrick	MB	8	1	3	12	66.67
3	22	McCauley Kyle	OH	7	1	3	11	63.64
4	11	Sani Francesco	OP	5	3	3	11	45.45
5	24	Wildman Brett	OH	9	2	9	20	45.00
-	5	West Matthew	S	0	0	0	0	
-	9	Norris James Ryan	MB	0	0	0	0	
-	14	Isaacson Quinn	S	1	0	0	1	
-	15	Van Buren Parker	OP	0	0	1	1	
-	17	Wilmot Austin	MB	0	0	0	0	
-	20	Champlin Ethan	OH	0	0	0	0	
-	21	Briggs Mason	L	0	0	0	0	
-	29	Power Cole	L	0	0	0	0	
-	31	Olivier Spencer	OH	0	0	0	0	
Total Team				38	8	22	68	55.88


Block


Rk	No	Name	Pos.	Kill Blocks	Faults	Rebounds	Total Attempts	Avg. by set
1	22	McCauley Kyle	OH	5	3	0	8	1.67
2	11	Sani Francesco	OP	1	4	1	6	0.33
	14	Isaacson Quinn	S	1	0	1	2	0.33
	16	Omene Nyerovwome	MB	1	3	3	7	0.33
	26	McHenry Merrick	MB	1	6	1	8	0.33
-	5	West Matthew	S	0	0	0	0	
-	9	Norris James Ryan	MB	0	0	0	0	
-	15	Van Buren Parker	OP	0	1	0	1	
-	17	Wilmot Austin	MB	0	0	0	0	
-	20	Champlin Ethan	OH	0	0	0	0	
-	21	Briggs Mason	L	0	0	0	0	
-	24	Wildman Brett	OH	0	6	0	6	
-	29	Power Cole	L	0	0	0	0	
-	31	Olivier Spencer	OH	0	0	0	0	
Total Team				9	23	6	38	3.00


Serve

Rk	No	Name	Pos.	Aces	Faults	Serve Hits	Total Attempts	Avg. by set
1	16	Omene Nyerovwome	MB	2	3	12	17	0.67
2	11	Sani Francesco	OP	1	2	7	10	0.33
	22	McCauley Kyle	OH	1	5	6	12	0.33
	26	McHenry Merrick	MB	1	1	11	13	0.33
-	5	West Matthew	S	0	0	0	0	
-	9	Norris James Ryan	MB	0	0	0	0	
-	14	Isaacson Quinn	S	0	2	10	12	
-	15	Van Buren Parker	OP	0	0	0	0	
-	17	Wilmot Austin	MB	0	0	0	0	
-	20	Champlin Ethan	OH	0	0	0	0	
-	21	Briggs Mason	L	0	0	0	0	
-	24	Wildman Brett	OH	0	5	7	12	
-	29	Power Cole	L	0	0	0	0	
-	31	Olivier Spencer	OH	0	0	0	0	
Total Team				5	18	53	76	1.67

Team	Total Team	25	7		32	
------	------------	----	---	--	----	--

 Dig	Rk	No	Name	Pos.	Digs	Faults	Receptions	Total Attempts	Avg. by set
	1	21	Briggs Mason	L	6	3	0	9	2.00
	24	Wildman Brett	OH	6	0	0	6	2.00	
3	14	Isaacson Quinn	S	5	2	0	7	1.67	
4	22	McCauley Kyle	OH	3	0	0	3	1.00	
5	26	McHenry Merrick	MB	2	1	0	3	0.67	
6	16	Omene Nyerovwome	MB	1	0	2	3	0.33	
-	5	West Matthew	S	0	0	0	0		
-	9	Norris James Ryan	MB	0	0	0	0		
-	11	Sani Francesco	OP	0	1	0	1		
-	15	Van Buren Parker	OP	0	0	0	0		
-	17	Wilmot Austin	MB	0	0	0	0		
-	20	Champlin Ethan	OH	0	0	0	0		
-	29	Power Cole	L	0	0	0	0		
-	31	Olivier Spencer	OH	0	0	0	0		
Total Team					23	7	2	32	7.67

 Set	Rk	No	Name	Pos.	Running Sets	Faults	Still Sets	Total Attempts	Avg. by set
	1	14	Isaacson Quinn	S	2	0	52	54	0.67
-	5	West Matthew	S	0	0	4	4		
-	9	Norris James Ryan	MB	0	0	0	0		
-	11	Sani Francesco	OP	0	0	1	1		
-	15	Van Buren Parker	OP	0	0	0	0		
-	16	Omene Nyerovwome	MB	0	0	1	1		
-	17	Wilmot Austin	MB	0	0	0	0		
-	20	Champlin Ethan	OH	0	0	0	0		
-	21	Briggs Mason	L	0	0	3	3		
-	22	McCauley Kyle	OH	0	1	1	2		
-	24	Wildman Brett	OH	0	0	3	3		
-	26	McHenry Merrick	MB	0	0	2	2		
-	29	Power Cole	L	0	0	0	0		
-	31	Olivier Spencer	OH	0	0	0	0		
Total Team					2	1	67	70	0.67

 Reception Limit: 20.00%	Rk	No	Name	Pos.	Excellents	Faults	Serve Receptions	Total Attempts	Eff. %
	1	21	Briggs Mason	L	15	0	1	16	93.75
2	22	McCauley Kyle	OH	12	0	2	14	85.71	
3	24	Wildman Brett	OH	14	0	4	18	77.78	
-	5	West Matthew	S	0	0	0	0		
-	9	Norris James Ryan	MB	0	0	0	0		
-	11	Sani Francesco	OP	0	0	0	0		
-	14	Isaacson Quinn	S	0	0	1	1		
-	15	Van Buren Parker	OP	0	0	0	0		
-	16	Omene Nyerovwome	MB	0	0	0	0		
-	17	Wilmot Austin	MB	0	0	0	0		
-	20	Champlin Ethan	OH	0	0	0	0		
-	26	McHenry Merrick	MB	0	0	0	0		
-	29	Power Cole	L	0	0	0	0		
-	31	Olivier Spencer	OH	0	0	0	0		
Total Team					41	0	8	49	83.67




PUR • Puerto Rico



Attack


Limit: 15.00%

Rk	No	Name	Pos.	Attacks	Faults	Shots	Total Attempts	Succ. %
1	14	Vargas Pelegrin	OH	8	2	5	15	53.33
2	3	Hoyos Omar	OH	6	3	5	14	42.86
3	6	Torres Cruzado Gregory Javier	OP	4	7	2	13	30.77
-	2	Lawrence Vidal Klistan	OH	4	1	4	9	
-	5	Nieves Pedro	MB	6	0	2	8	
-	7	Iglesias Arturo	S	1	0	0	1	
-	9	Molina Pedro	OH	0	0	0	0	
-	10	Melendez Watts Axel Gabriel	OH	0	0	0	0	
-	12	Cabrera Rivera Arnel	L	0	0	0	0	
-	13	Nido Alvarez Roque	S	0	0	0	0	
-	18	Elias Rodriguez Antonio	MB	2	1	0	3	
-	19	Rivera Bernardi Angel	MB	6	0	0	6	
Total Team				37	14	18	69	53.62



Block

Rk	No	Name	Pos.	Kill Blocks	Faults	Rebounds	Total Attempts	Avg. by set
1	5	Nieves Pedro	MB	1	7	2	10	0.33
-	2	Lawrence Vidal Klistan	OH	0	2	1	3	
-	3	Hoyos Omar	OH	0	1	0	1	
-	6	Torres Cruzado Gregory Javier	OP	0	0	1	1	
-	7	Iglesias Arturo	S	0	0	0	0	
-	9	Molina Pedro	OH	0	0	0	0	
-	10	Melendez Watts Axel Gabriel	OH	0	0	0	0	
-	12	Cabrera Rivera Arnel	L	0	0	0	0	
-	13	Nido Alvarez Roque	S	0	1	0	1	
-	14	Vargas Pelegrin	OH	0	0	1	1	
-	18	Elias Rodriguez Antonio	MB	0	5	0	5	
-	19	Rivera Bernardi Angel	MB	0	0	0	0	
Total Team				1	16	5	22	0.33




Serve


Rk	No	Name	Pos.	Aces	Faults	Serve Hits	Total Attempts	Avg. by set
-	2	Lawrence Vidal Klistan	OH	0	2	3	5	
-	3	Hoyos Omar	OH	0	5	5	10	
-	5	Nieves Pedro	MB	0	1	10	11	
-	6	Torres Cruzado Gregory Javier	OP	0	1	7	8	
-	7	Iglesias Arturo	S	0	0	4	4	
-	9	Molina Pedro	OH	0	1	2	3	
-	10	Melendez Watts Axel Gabriel	OH	0	0	0	0	
-	12	Cabrera Rivera Arnel	L	0	0	0	0	
-	13	Nido Alvarez Roque	S	0	0	4	4	
-	14	Vargas Pelegrin	OH	0	2	10	12	
-	18	Elias Rodriguez Antonio	MB	0	3	2	5	
-	19	Rivera Bernardi Angel	MB	0	1	2	3	
Total Team				0	16	49	65	


Team

Total Team		26	21		47	
------------	--	----	----	--	----	--

P-3 Match players ranking

 Dig	Rk	No	Name	Pos.	Digs	Faults	Receptions	Total Attempts	Avg. by set
	1	12	Cabrera Rivera Arnel	L	9	1	1	11	3.00
2	14	Vargas Pelegrin	OH	7	0	1	8	2.33	
3	3	Hoyos Omar	OH	3	0	1	4	1.00	
4	2	Lawrence Vidal Klistan	OH	1	0	0	1	0.33	
	5	Nieves Pedro	MB	1	0	1	2	0.33	
	6	Torres Cruzado Gregory Javier	OP	1	0	0	1	0.33	
	13	Nido Alvarez Roque	S	1	0	1	2	0.33	
-	7	Iglesias Arturo	S	0	1	0	1		
-	9	Molina Pedro	OH	0	0	0	0		
-	10	Melendez Watts Axel Gabriel	OH	0	0	0	0		
-	18	Elias Rodriguez Antonio	MB	0	0	0	0		
-	19	Rivera Bernardi Angel	MB	0	0	0	0		
Total Team					23	2	5	30	7.67

 Set	Rk	No	Name	Pos.	Running Sets	Faults	Still Sets	Total Attempts	Avg. by set
	-	2	Lawrence Vidal Klistan	OH	0	0	0	0	0
-	3	Hoyos Omar	OH	0	0	0	1	1	
-	5	Nieves Pedro	MB	0	0	0	0	0	
-	6	Torres Cruzado Gregory Javier	OP	0	0	0	0	0	
-	7	Iglesias Arturo	S	0	1	33	34		
-	9	Molina Pedro	OH	0	0	0	0	0	
-	10	Melendez Watts Axel Gabriel	OH	0	0	0	0	0	
-	12	Cabrera Rivera Arnel	L	0	0	2	2		
-	13	Nido Alvarez Roque	S	0	2	33	35		
-	14	Vargas Pelegrin	OH	0	0	3	3		
-	18	Elias Rodriguez Antonio	MB	0	0	0	0		
-	19	Rivera Bernardi Angel	MB	0	0	0	0		
Total Team					0	3	72	75	

 Reception	Rk	No	Name	Pos.	Excellents	Faults	Serve Receptions	Total Attempts	Eff. %
	1	12	Cabrera Rivera Arnel	L	13	1	2	16	75.00
2	3	Hoyos Omar	OH	14	2	2	18	66.67	
3	14	Vargas Pelegrin	OH	17	2	5	24	62.50	
-	2	Lawrence Vidal Klistan	OH	0	0	0	0		
-	5	Nieves Pedro	MB	0	0	0	0		
-	6	Torres Cruzado Gregory Javier	OP	0	0	0	0		
-	7	Iglesias Arturo	S	0	0	0	0		
-	9	Molina Pedro	OH	0	0	0	0		
-	10	Melendez Watts Axel Gabriel	OH	0	0	0	0		
-	13	Nido Alvarez Roque	S	0	0	0	0		
-	18	Elias Rodriguez Antonio	MB	0	0	0	0		
-	19	Rivera Bernardi Angel	MB	0	0	0	0		
Total Team					44	5	9	58	67.24

Limit: 20.00%