

[P-2] Match result (in progress)

Round robin

Match: 12 **Date:** 14/07/2022 **Spectators:** 3,000
City: Tepic, Nayarit
Hall: Auditorio Amado Nervo
Match duration: **Start:** 20:00 **End:** 22:21 **Total:** 1:44

Teams	Sets	1	2	3	4	5	Total
MEX	0	18	23	19			60
USA	3	25	25	25			75
Duration:		0:24	0:27	0:48			1:39

Referees: Juan F. Rivera (PUR) & Matthew Van Raalte (CAN)

MEX - Mexico														
No	Name	Pos.	Line-up					Points by set					T.	
			1	2	3	4	5	1	2	3	4	5		
2	Izaguirre (L)	L	L	L										
3	Bravo (L)	L	L	L	L									
4	Ferran	OH	14				1						1	
6	Lopez	OH	4	4	5		3	6					9	
7	Gonzalez	OP	3	3	4		1	3	7				11	
9	Rodriguez	MB	5	5	6		2	1					3	
10	Rangel (C)	S	7		15									
12	Fuentes	OH	1	1	2		2	6	1				9	
14	Martinez	MB	2	2			1						1	
15	Aranda	S	6	6	1									
16	Chavez	MB		14										
18	Sanay	OH	6		6				1				1	
20	Baca	OP	15											
21	Lopez	MB			3									

Coach: JORGE MIGUEL AZAIR LOPEZ
Assistant: MENDOZA RAMOS ROBERTO

USA - USA														
No	Name	Pos.	Line-up					Points by set					T.	
			1	2	3	4	5	1	2	3	4	5		
5	West (C)	S												
9	Norris	MB												
11	Sani	OP		15	6					3	4		7	
14	Isaacson	S	3	2	3					1	1		2	
15	Van Buren	OP	6	5						3	1		4	
16	Omene	MB	5	4	5					1	3	4	8	
17	Wilmot	MB												
20	Champlin	OH		16										
21	Briggs (L)	L	L	L	L									
22	McCauley	OH	4	3	4					2	3		5	
24	Wildman	OH	1	6	1					5	4	5	14	
26	McHenry	MB	2	1	2					3	3	1	7	
29	Power (L)	L												
31	Olivier	OH												

Coach: Andy Read
Assistant: Larsen Ronald

TEAMS AND PLAYERS PERFORMANCES

Won Points	Total Atts	No	Name
28	63	Total Team	
10	22	7	Gonzalez
8	14	12	Fuentes
7	16	6	Lopez
5	35	Total Team	
1	2	6	Lopez
1	5	7	Gonzalez
1	9	9	Rodriguez
2	62	Total Team	
1	2	4	Ferran
1	12	6	Lopez
0	0	2	Izaguirre
25		Total Team	
60	160	Total Team	

11	39	7	Gonzalez
9	30	6	Lopez
9	26	12	Fuentes


Scoring Skills	Won Points	Total Atts	No	Name
Attack	38	67	Total Team	
	11	21	24	Wildman
	7	10	16	Omene
	6	7	26	McHenry
Block	4	25	Total Team	
	2	2	11	Sani
	2	6	24	Wildman
	0	0	5	West
Serve	5	73	Total Team	
	2	17	22	McCauley
	1	16	16	Omene
	1	7	24	Wildman
Opp. error	28		Total Team	
	75	165	Total Team	
Best scorers	14	34	24	Wildman
	8	28	16	Omene
	7	16	11	Sani


■ Starting line-up with position Atts = Attempts (C) = Captain MB = Middle blocker S = Setter
□ Substitute with shirt number Opp. = Opponent (L) / L = Libero OP = Opposite OH = Outside Hitter


Match: 12 **Date:** 14/07/2022 **Spectators:** 3,000
City: Tepic, Nayarit
Hall: Auditorio Amado Nervo
Match duration: **Start:** 20:00 **End:** 22:21 **Total:** 1:44

Teams	Sets	1	2	3	4	5	Total
MEX	0	18	23	19			60
USA	3	25	25	25			75
Duration:		0:24	0:27	0:47			1:38





		Rk	No	Name	Pos.	Attacks	Faults	Shots	Total Attempts	Succ. %	
 Attack Limit: 15.00%	1	12	Fuentes Rascon Mauro Isaac	OH	8	2	4	14	57.14		
	2	7	González Castañeda Diego	OP	10	5	7	22	45.45		
	3	6	Lopez Rios Josue De Jesus	OH	7	4	5	16	43.75		
	-	2	Izaguirre Rodriguez Jesus Roman	L	0	0	0	0			
	-	3	Bravo Moreno Hiram Said	L	0	0	0	0			
	-	4	Ferran Romero Raynel	OH	0	0	0	0			
	-	9	Tellez Rodriguez Axel Manuel	MB	2	1	1	4			
	-	10	Rangel Pedro	S	0	0	0	0			
	-	14	Martínez Garcia Jonathan	MB	0	1	1	2			
	-	15	Aranda Christian	S	0	0	1	1			
	-	16	Chávez Pasos Miguel Antonio	MB	0	0	0	0			
	-	18	Sanay Heredia Yasutaka	OH	1	0	2	3			
	-	20	Hernandez Baca Luis David	OP	0	1	0	1			
	-	21	Lopez Brandon	MB	0	0	0	0			
	Total Team						28	14	21	63	44.44


		Rk	No	Name	Pos.	Kill Blocks	Faults	Rebounds	Total Attempts	Avg. by set	
 Block	1	6	Lopez Rios Josue De Jesus	OH	1	0	1	2	0.33		
	7	González Castañeda Diego	OP	1	4	0	5	0.33			
	9	Tellez Rodriguez Axel Manuel	MB	1	4	4	9	0.33			
	12	Fuentes Rascon Mauro Isaac	OH	1	1	0	2	0.33			
	14	Martínez Garcia Jonathan	MB	1	2	3	6	0.33			
	-	2	Izaguirre Rodriguez Jesus Roman	L	0	0	0	0			
	-	3	Bravo Moreno Hiram Said	L	0	0	0	0			
	-	4	Ferran Romero Raynel	OH	0	0	0	0			
	-	10	Rangel Pedro	S	0	0	0	0			
	-	15	Aranda Christian	S	0	2	2	4			
	-	16	Chávez Pasos Miguel Antonio	MB	0	4	0	4			
	-	18	Sanay Heredia Yasutaka	OH	0	1	0	1			
	-	20	Hernandez Baca Luis David	OP	0	0	0	0			
	-	21	Lopez Brandon	MB	0	2	0	2			
	Total Team						5	20	10	35	1.67

		Rk	No	Name	Pos.	Aces	Faults	Serve Hits	Total Attempts	Avg. by set	
 Serve	1	4	Ferran Romero Raynel	OH	1	1	0	2	0.33		
	6	Lopez Rios Josue De Jesus	OH	1	4	7	12	0.33			
	-	2	Izaguirre Rodriguez Jesus Roman	L	0	0	0	0			
	-	3	Bravo Moreno Hiram Said	L	0	0	0	0			
	-	7	González Castañeda Diego	OP	0	4	8	12			
	-	9	Tellez Rodriguez Axel Manuel	MB	0	2	6	8			
	-	10	Rangel Pedro	S	0	0	2	2			
	-	12	Fuentes Rascon Mauro Isaac	OH	0	2	8	10			
	-	14	Martínez Garcia Jonathan	MB	0	1	2	3			
	-	15	Aranda Christian	S	0	1	6	7			
	-	16	Chávez Pasos Miguel Antonio	MB	0	0	3	3			
	-	18	Sanay Heredia Yasutaka	OH	0	0	0	0			
	-	20	Hernandez Baca Luis David	OP	0	0	0	0			
	-	21	Lopez Brandon	MB	0	0	3	3			
	Total Team						2	15	45	62	0.67

Team	Total Team	25	12		37	
------	------------	----	----	--	----	--

 Dig	Rk	No	Name	Pos.	Digs	Faults	Receptions	Total Attempts	Avg. by set
	1	3	Bravo Moreno Hiram Said	L	5	3	0	8	1.67
2	7	González Castañeda Diego	OP	4	0	0	4	1.33	
3	2	Izaguirre Rodriguez Jesus Roman	L	3	0	0	3	1.00	
4	15	Aranda Christian	S	2	1	1	4	0.67	
5	9	Tellez Rodriguez Axel Manuel	MB	1	1	0	2	0.33	
10		Rangel Pedro	S	1	0	0	1	0.33	
-	4	Ferran Romero Raynel	OH	0	0	0	0		
-	6	Lopez Rios Josue De Jesus	OH	0	0	0	0		
-	12	Fuentes Rascon Mauro Isaac	OH	0	2	1	3		
-	14	Martínez Garcia Jonathan	MB	0	0	0	0		
-	16	Chávez Pasos Miguel Antonio	MB	0	0	0	0		
-	18	Sanay Heredia Yasutaka	OH	0	1	0	1		
-	20	Hernandez Baca Luis David	OP	0	0	0	0		
-	21	Lopez Brandon	MB	0	0	0	0		
Total Team					16	8	2	26	5.33

 Set	Rk	No	Name	Pos.	Running Sets	Faults	Still Sets	Total Attempts	Avg. by set
	1	15	Aranda Christian	S	1	1	46	48	0.33
-	2	Izaguirre Rodriguez Jesus Roman	L	0	0	1	1		
-	3	Bravo Moreno Hiram Said	L	0	0	1	1		
-	4	Ferran Romero Raynel	OH	0	0	0	0		
-	6	Lopez Rios Josue De Jesus	OH	0	0	1	1		
-	7	González Castañeda Diego	OP	0	0	2	2		
-	9	Tellez Rodriguez Axel Manuel	MB	0	0	1	1		
-	10	Rangel Pedro	S	0	0	5	5		
-	12	Fuentes Rascon Mauro Isaac	OH	0	0	1	1		
-	14	Martínez Garcia Jonathan	MB	0	0	0	0		
-	16	Chávez Pasos Miguel Antonio	MB	0	0	0	0		
-	18	Sanay Heredia Yasutaka	OH	0	0	0	0		
-	20	Hernandez Baca Luis David	OP	0	0	1	1		
-	21	Lopez Brandon	MB	0	0	0	0		
Total Team					1	1	59	61	0.33


 Reception	Rk	No	Name	Pos.	Excellents	Faults	Serve Receptions	Total Attempts	Eff. %
	1	3	Bravo Moreno Hiram Said	L	12	1	2	15	73.33
2	12	Fuentes Rascon Mauro Isaac	OH	17	1	8	26	61.54	
-	2	Izaguirre Rodriguez Jesus Roman	L	0	0	0	0		
-	4	Ferran Romero Raynel	OH	0	0	0	0		
-	6	Lopez Rios Josue De Jesus	OH	6	1	2	9		
-	7	González Castañeda Diego	OP	0	0	0	0		
-	9	Tellez Rodriguez Axel Manuel	MB	0	0	0	0		
-	10	Rangel Pedro	S	0	0	0	0		
-	14	Martínez Garcia Jonathan	MB	0	0	0	0		
-	15	Aranda Christian	S	0	1	1	2		
-	16	Chávez Pasos Miguel Antonio	MB	0	0	0	0		
-	18	Sanay Heredia Yasutaka	OH	1	1	0	2		
-	20	Hernandez Baca Luis David	OP	0	0	0	0		
-	21	Lopez Brandon	MB	0	0	0	0		
Total Team					36	5	13	54	57.41


Limit: 20.00%




USA • USA

<p>Attack</p> <p>Limit: 15.00%</p>	Rk	No	Name	Pos.	Attacks	Faults	Shots	Total Attempts	Succ. %
	1	24	Wildman Brett	OH	11	0	10	21	52.38
	-	5	West Matthew	S	0	0	0	0	
	-	9	Norris James Ryan	MB	0	0	0	0	
	-	11	Sani Francesco	OP	5	1	4	10	
	-	14	Isaacson Quinn	S	2	0	0	2	
	-	15	Van Buren Parker	OP	4	3	0	7	
	-	16	Omene Nyerovwome	MB	7	1	2	10	
	-	17	Wilmot Austin	MB	0	0	0	0	
	-	20	Champlin Ethan	OH	0	0	0	0	
	-	21	Briggs Mason	L	0	0	0	0	
	-	22	McCauley Kyle	OH	3	5	2	10	
	-	26	McHenry Merrick	MB	6	0	1	7	
	-	29	Power Cole	L	0	0	0	0	
	-	31	Olivier Spencer	OH	0	0	0	0	
Total Team					38	10	19	67	56.72
<p>Block</p>	Rk	No	Name	Pos.	Kill Blocks	Faults	Rebounds	Total Attempts	Avg. by set
	1	11	Sani Francesco	OP	2	0	0	2	0.67
		24	Wildman Brett	OH	2	1	3	6	0.67
	-	5	West Matthew	S	0	0	0	0	
	-	9	Norris James Ryan	MB	0	0	0	0	
	-	14	Isaacson Quinn	S	0	4	0	4	
	-	15	Van Buren Parker	OP	0	2	0	2	
	-	16	Omene Nyerovwome	MB	0	1	1	2	
	-	17	Wilmot Austin	MB	0	0	0	0	
	-	20	Champlin Ethan	OH	0	0	0	0	
	-	21	Briggs Mason	L	0	0	0	0	
	-	22	McCauley Kyle	OH	0	2	1	3	
	-	26	McHenry Merrick	MB	0	2	4	6	
	-	29	Power Cole	L	0	0	0	0	
	-	31	Olivier Spencer	OH	0	0	0	0	
Total Team					4	12	9	25	1.33
<p>Serve</p>	Rk	No	Name	Pos.	Aces	Faults	Serve Hits	Total Attempts	Avg. by set
	1	22	McCauley Kyle	OH	2	2	13	17	0.67
	2	16	Omene Nyerovwome	MB	1	5	10	16	0.33
		24	Wildman Brett	OH	1	4	2	7	0.33
		26	McHenry Merrick	MB	1	1	11	13	0.33
	-	5	West Matthew	S	0	0	0	0	
	-	9	Norris James Ryan	MB	0	0	0	0	
	-	11	Sani Francesco	OP	0	2	2	4	
	-	14	Isaacson Quinn	S	0	2	10	12	
	-	15	Van Buren Parker	OP	0	2	1	3	
	-	17	Wilmot Austin	MB	0	0	0	0	
	-	20	Champlin Ethan	OH	0	1	0	1	
	-	21	Briggs Mason	L	0	0	0	0	
	-	29	Power Cole	L	0	0	0	0	
	-	31	Olivier Spencer	OH	0	0	0	0	
Total Team					5	19	49	73	1.67
Team	Total Team				28	7		35	

 Dig	Rk	No	Name	Pos.	Digs	Faults	Receptions	Total Attempts	Avg. by set
	1	14	Isaacson Quinn	S	7	2	0	9	2.33
	2	21	Briggs Mason	L	6	4	0	10	2.00
	3	22	McCauley Kyle	OH	3	1	0	4	1.00
		24	Wildman Brett	OH	3	0	3	6	1.00
	5	26	McHenry Merrick	MB	2	1	0	3	0.67
	6	11	Sani Francesco	OP	1	1	0	2	0.33
		15	Van Buren Parker	OP	1	0	0	1	0.33
	-	5	West Matthew	S	0	0	0	0	
	-	9	Norris James Ryan	MB	0	0	0	0	
-	16	Omene Nyerovwome	MB	0	0	0	0		
-	17	Wilmot Austin	MB	0	0	0	0		
-	20	Champlin Ethan	OH	0	0	0	0		
-	29	Power Cole	L	0	0	0	0		
-	31	Olivier Spencer	OH	0	0	0	0		
Total Team					23	9	3	35	7.67

 Set	Rk	No	Name	Pos.	Running Sets	Faults	Still Sets	Total Attempts	Avg. by set
	-	5	West Matthew	S	0	0	0	0	
	-	9	Norris James Ryan	MB	0	0	0	0	
	-	11	Sani Francesco	OP	0	0	0	0	
	-	14	Isaacson Quinn	S	0	0	55	55	
	-	15	Van Buren Parker	OP	0	1	1	2	
	-	16	Omene Nyerovwome	MB	0	0	1	1	
	-	17	Wilmot Austin	MB	0	0	0	0	
	-	20	Champlin Ethan	OH	0	0	0	0	
	-	21	Briggs Mason	L	0	0	5	5	
-	22	McCauley Kyle	OH	0	0	3	3		
-	24	Wildman Brett	OH	0	0	1	1		
-	26	McHenry Merrick	MB	0	0	0	0		
-	29	Power Cole	L	0	0	0	0		
-	31	Olivier Spencer	OH	0	0	0	0		
Total Team					0	1	66	67	

 Reception Limit: 20.00%	Rk	No	Name	Pos.	Excellents	Faults	Serve Receptions	Total Attempts	Eff. %
	1	24	Wildman Brett	OH	16	0	0	16	100.00
	2	21	Briggs Mason	L	9	0	1	10	90.00
	3	22	McCauley Kyle	OH	11	1	4	16	62.50
	-	5	West Matthew	S	0	0	0	0	
	-	9	Norris James Ryan	MB	0	0	0	0	
	-	11	Sani Francesco	OP	2	0	0	2	
	-	14	Isaacson Quinn	S	0	0	0	0	
	-	15	Van Buren Parker	OP	0	0	0	0	
	-	16	Omene Nyerovwome	MB	2	1	0	3	
-	17	Wilmot Austin	MB	0	0	0	0		
-	20	Champlin Ethan	OH	0	0	0	0		
-	26	McHenry Merrick	MB	0	0	0	0		
-	29	Power Cole	L	0	0	0	0		
-	31	Olivier Spencer	OH	0	0	0	0		
Total Team					40	2	5	47	80.85