

[P-2] Match result

Semifinals

Match: 17 **Date:** 16/07/2022 **Spectators:** 500
City: Tepic, Nayarit
Hall: Auditorio Amado Nervo
Match duration: **Start:** 18:00 **End:** 20:45 **Total:** 2:03

Teams	Sets	1	2	3	4	5	Total
CAN	3	25	23	25	18	15	106
USA	2	21	25	21	25	9	101
Duration:		0:22	0:26	0:26	0:24	0:15	1:53

Referees: Juan F. Rivera (PUR) & Yuri R. Ramirez Ortiz (DOM)

CAN - Canada															
No	Name	Pos.	Line-up					Points by set					T.		
			1	2	3	4	5	1	2	3	4	5			
1	Pereira (L)	L	L	L	L	L									
2	Neaves	OP	21	21	21	21	21	3	2		1	2	8		
3	J. Elser	OH													
4	Canham	OP	4	4	4	4	4	5	5	8	1	19			
8	C. Ketrzynski	OH													
11	House	OH	5	5	5	5	5	5	1	1	1	2	10		
13	Elgert	S	4	4	4	4	4					1	1		
14	X. Ketrzynski	MB	3	3	3	3	3			3	3	2	8		
16	Schnitzer	MB	6	6	6	6	6	1	3	1		5			
17	Heslinga (L)	L													
19	Duncanson	MB													
21	Herr (C)	S	1	1	1	1	1								
22	Koppers	OH	2	2	2	2	2	3	2	5	4	4	18		
23	McCarthy	MB	16	16	16	16				1		1			

Coach: Dan Ota
Assistant: Groenveld Nathan

USA - USA														
No	Name	Pos.	Line-up					Points by set					T.	
			1	2	3	4	5	1	2	3	4	5		
5	West (C)	S												
9	Norris	MB												
11	Sani	OP	2	3	2	2	2	5	4	4	3	4	20	
14	Isaacson	S	5	6	5	5	5			1	1	2	4	
15	Van Buren	OP												
16	Omene	MB	1	2	1	1	1	2	2	2			6	
17	Wilmot	MB												
20	Champlin	OH				31								
21	Briggs (L)	L	L	L	L	L								
22	McCauley	OH	6				31	1					1	
24	Wildman	OH	3	1	6	6	6	1		2	7	1	11	
26	McHenry	MB	4	5	4	4	4			2	3	2	8	
29	Power (L)	L												
31	Olivier	OH	4	3	3	3				4	1	1	7	

Coach: Andy Read
Assistant: Larsen Ronald

TEAMS AND PLAYERS PERFORMANCES

Won Points	Total Atts	No	Name
59	125	Total Team	
18	31	4	Canham
16	33	22	Koppers
8	27	11	House
6	35	Total Team	
2	10	14	X. Ketrzynski
1	4	2	Neaves
1	6	11	House
5	106	Total Team	
1	11	4	Canham
1	18	11	House
1	10	13	Elgert
36		Total Team	
106	266	Total Team	

19	44	4	Canham
18	55	22	Koppers
10	51	11	House

Scoring Skills	Won Points	Total Atts	No	Name
Attack	45	101	Total Team	
	19	33	11	Sani
	7	20	24	Wildman
	6	13	26	McHenry
Block	10	63	Total Team	
	4	9	24	Wildman
	3	8	14	Isaacson
	2	16	26	McHenry
Serve	2	101	Total Team	
	1	16	11	Sani
	1	20	16	Omene
	0	0	5	West
Opp. error Total	44		Total Team	
	101	265	Total Team	
Best scorers	20	58	11	Sani
	11	44	24	Wildman
	8	46	26	McHenry

■ Starting line-up with position Atts = Attempts (C) = Captain MB = Middle blocker S = Setter
□ Substitute with shirt number Opp. = Opponent (L) / L = Libero OP = Opposite OH = Outside Hitter

Match: 17 **Date:** 16/07/2022 **Spectators:** 500
City: Tepic, Nayarit
Hall: Auditorio Amado Nervo
Match duration: **Start:** 18:00 **End:** 20:45 **Total:** 2:03

Teams	Sets	1	2	3	4	5	Total
CAN	3	25	23	25	18	15	106
USA	2	21	25	21	25	9	101
Duration:		0:22	0:25	0:25	0:24	0:15	1:51




		Rk	No	Name	Pos.	Attacks	Faults	Shots	Total Attempts	Succ. %		
Attack		1	4	Canham Jordan	OP	18	6	7	31	58.06		
		2	22	Koppers Brandon	OH	16	3	14	33	48.48		
		3	11	House Logan	OH	8	4	15	27	29.63		
		-	1	Pereira Jordan	L	0	0	0	0			
		-	2	Neaves Matthew	OP	7	1	3	11			
		-	3	Elser Jesse	OH	0	0	0	0			
		-	8	Ketrzynski Cole	OH	0	0	0	0			
		-	13	Elgert Max	S	0	0	1	1			
		-	14	Ketrzynski Xander	MB	6	1	3	10			
		-	16	Schnitzer Jordan	MB	3	1	7	11			
		-	17	Heslinga Isaac	L	0	0	0	0			
		-	19	Duncanson Cole	MB	0	0	0	0			
		-	21	Herr Luke	S	0	0	0	0			
		-	23	McCarthy Fynnian Lionel	MB	1	0	0	1			
		Total Team						59	16	50	125	47.20


Limit: 15.00%


		Rk	No	Name	Pos.	Kill Blocks	Faults	Rebounds	Total Attempts	Avg. by set		
Block		1	14	Ketrzynski Xander	MB	2	5	3	10	0.40		
		2	2	Neaves Matthew	OP	1	1	2	4	0.20		
			11	House Logan	OH	1	4	1	6	0.20		
			16	Schnitzer Jordan	MB	1	3	2	6	0.20		
			22	Koppers Brandon	OH	1	2	1	4	0.20		
		-	1	Pereira Jordan	L	0	0	0	0			
		-	3	Elser Jesse	OH	0	0	0	0			
		-	4	Canham Jordan	OP	0	1	1	2			
		-	8	Ketrzynski Cole	OH	0	0	0	0			
		-	13	Elgert Max	S	0	0	0	0			
		-	17	Heslinga Isaac	L	0	0	0	0			
		-	19	Duncanson Cole	MB	0	0	0	0			
		-	21	Herr Luke	S	0	1	2	3			
		-	23	McCarthy Fynnian Lionel	MB	0	0	0	0			
		Total Team						6	17	12	35	1.20

		Rk	No	Name	Pos.	Aces	Faults	Serve Hits	Total Attempts	Avg. by set		
Serve		1	4	Canham Jordan	OP	1	5	5	11	0.20		
			11	House Logan	OH	1	6	11	18	0.20		
			13	Elgert Max	S	1	2	7	10	0.20		
			16	Schnitzer Jordan	MB	1	6	0	7	0.20		
			22	Koppers Brandon	OH	1	5	12	18	0.20		
		-	1	Pereira Jordan	L	0	0	0	0			
		-	2	Neaves Matthew	OP	0	0	0	0			
		-	3	Elser Jesse	OH	0	0	0	0			
		-	8	Ketrzynski Cole	OH	0	0	0	0			
		-	14	Ketrzynski Xander	MB	0	5	11	16			
		-	17	Heslinga Isaac	L	0	0	0	0			
		-	19	Duncanson Cole	MB	0	0	0	0			
		-	21	Herr Luke	S	0	2	18	20			
		-	23	McCarthy Fynnian Lionel	MB	0	2	4	6			
		Total Team						5	33	68	106	1.00

Team	Total Team	36	18		54	
------	------------	----	----	--	----	--

 Dig	Rk	No	Name	Pos.	Digs	Faults	Receptions	Total Attempts	Avg. by set
	1	1	Pereira Jordan	L	28	8	1	37	5.60
2	22	Koppers Brandon	OH	7	1	1	9	1.40	
3	11	House Logan	OH	5	1	0	6	1.00	
	14	Ketrzynski Xander	MB	5	0	1	6	1.00	
5	21	Herr Luke	S	2	3	0	5	0.40	
6	2	Neaves Matthew	OP	1	1	0	2	0.20	
	4	Canham Jordan	OP	1	0	0	1	0.20	
	13	Elgert Max	S	1	0	0	1	0.20	
	16	Schnitzer Jordan	MB	1	0	0	1	0.20	
	23	McCarthy Fynnian Lionel	MB	1	0	0	1	0.20	
-	3	Elser Jesse	OH	0	0	0	0		
-	8	Ketrzynski Cole	OH	0	0	0	0		
-	17	Heslinga Isaac	L	0	0	0	0		
-	19	Duncanson Cole	MB	0	0	0	0		
Total Team					52	14	3	69	10.40

 Set	Rk	No	Name	Pos.	Running Sets	Faults	Still Sets	Total Attempts	Avg. by set
	1	13	Elgert Max	S	1	0	24	25	0.20
	21	Herr Luke	S	1	0	85	86	0.20	
-	1	Pereira Jordan	L	0	0	3	3		
-	2	Neaves Matthew	OP	0	0	0	0		
-	3	Elser Jesse	OH	0	0	0	0		
-	4	Canham Jordan	OP	0	0	0	0		
-	8	Ketrzynski Cole	OH	0	0	0	0		
-	11	House Logan	OH	0	0	4	4		
-	14	Ketrzynski Xander	MB	0	0	2	2		
-	16	Schnitzer Jordan	MB	0	1	2	3		
-	17	Heslinga Isaac	L	0	0	0	0		
-	19	Duncanson Cole	MB	0	0	0	0		
-	22	Koppers Brandon	OH	0	0	0	0		
-	23	McCarthy Fynnian Lionel	MB	0	0	0	0		
Total Team					2	1	120	123	0.40

 Reception	Rk	No	Name	Pos.	Excellents	Faults	Serve Receptions	Total Attempts	Eff. %
	1	1	Pereira Jordan	L	16	0	2	18	88.89
2	11	House Logan	OH	32	2	9	43	69.77	
-	2	Neaves Matthew	OP	0	0	0	0		
-	3	Elser Jesse	OH	0	0	0	0		
-	4	Canham Jordan	OP	0	0	0	0		
-	8	Ketrzynski Cole	OH	0	0	0	0		
-	13	Elgert Max	S	0	0	0	0		
-	14	Ketrzynski Xander	MB	0	0	0	0		
-	16	Schnitzer Jordan	MB	0	0	0	0		
-	17	Heslinga Isaac	L	0	0	0	0		
-	19	Duncanson Cole	MB	0	0	0	0		
-	21	Herr Luke	S	0	0	0	0		
-	22	Koppers Brandon	OH	9	0	6	15		
-	23	McCarthy Fynnian Lionel	MB	0	0	0	0		
Total Team					57	2	17	76	72.37


Limit: 20.00%



USA • USA


<p>Attack</p> <p>Limit: 15.00%</p>	Rk	No	Name	Pos.	Attacks	Faults	Shots	Total Attempts	Succ. %
	1	11	Sani Francesco	OP	19	6	8	33	57.58
	2	31	Olivier Spencer	OH	6	4	7	17	35.29
	3	24	Wildman Brett	OH	7	5	8	20	35.00
	-	5	West Matthew	S	0	0	0	0	
	-	9	Norris James Ryan	MB	0	0	0	0	
	-	14	Isaacson Quinn	S	1	0	0	1	
	-	15	Van Buren Parker	OP	0	0	0	0	
	-	16	Omene Nyerovwome	MB	5	0	7	12	
	-	17	Wilmot Austin	MB	0	0	0	0	
	-	20	Champlin Ethan	OH	0	0	0	0	
	-	21	Briggs Mason	L	0	0	1	1	
	-	22	McCauley Kyle	OH	1	0	3	4	
	-	26	McHenry Merrick	MB	6	1	6	13	
	-	29	Power Cole	L	0	0	0	0	
Total Team					45	16	40	101	44.55
<p>Block</p>	Rk	No	Name	Pos.	Kill Blocks	Faults	Rebounds	Total Attempts	Avg. by set
	1	24	Wildman Brett	OH	4	5	0	9	0.80
	2	14	Isaacson Quinn	S	3	4	1	8	0.60
	3	26	McHenry Merrick	MB	2	7	7	16	0.40
	4	31	Olivier Spencer	OH	1	7	3	11	0.20
	-	5	West Matthew	S	0	0	0	0	
	-	9	Norris James Ryan	MB	0	0	0	0	
	-	11	Sani Francesco	OP	0	3	6	9	
	-	15	Van Buren Parker	OP	0	0	0	0	
	-	16	Omene Nyerovwome	MB	0	3	7	10	
	-	17	Wilmot Austin	MB	0	0	0	0	
	-	20	Champlin Ethan	OH	0	0	0	0	
	-	21	Briggs Mason	L	0	0	0	0	
	-	22	McCauley Kyle	OH	0	0	0	0	
	-	29	Power Cole	L	0	0	0	0	
Total Team					10	29	24	63	2.00
<p>Serve</p>	Rk	No	Name	Pos.	Aces	Faults	Serve Hits	Total Attempts	Avg. by set
	1	11	Sani Francesco	OP	1	6	9	16	0.20
		16	Omene Nyerovwome	MB	1	8	11	20	0.20
	-	5	West Matthew	S	0	0	0	0	
	-	9	Norris James Ryan	MB	0	0	0	0	
	-	14	Isaacson Quinn	S	0	0	17	17	
	-	15	Van Buren Parker	OP	0	0	0	0	
	-	17	Wilmot Austin	MB	0	0	0	0	
	-	20	Champlin Ethan	OH	0	1	0	1	
	-	21	Briggs Mason	L	0	0	0	0	
	-	22	McCauley Kyle	OH	0	2	1	3	
	-	24	Wildman Brett	OH	0	2	13	15	
	-	26	McHenry Merrick	MB	0	2	15	17	
	-	29	Power Cole	L	0	0	0	0	
	-	31	Olivier Spencer	OH	0	4	8	12	
Total Team					2	25	74	101	0.40
Team	Total Team				44	17		61	

P-3 Match players ranking




Dig

Rk	No	Name	Pos.	Digs	Faults	Receptions	Total Attempts	Avg. by set
1	21	Briggs Mason	L	11	3	1	15	2.20
2	11	Sani Francesco	OP	8	1	0	9	1.60
3	14	Isaacson Quinn	S	7	2	1	10	1.40
4	31	Olivier Spencer	OH	4	3	0	7	0.80
5	22	McCauley Kyle	OH	3	1	0	4	0.60
6	24	Wildman Brett	OH	2	1	0	3	0.40
	26	McHenry Merrick	MB	2	2	0	4	0.40
-	5	West Matthew	S	0	0	0	0	
-	9	Norris James Ryan	MB	0	0	0	0	
-	15	Van Buren Parker	OP	0	0	0	0	
-	16	Omene Nyerovwome	MB	0	0	0	0	
-	17	Wilmot Austin	MB	0	0	0	0	
-	20	Champlin Ethan	OH	0	0	0	0	
-	29	Power Cole	L	0	0	0	0	
Total Team				37	13	2	52	7.40



Set

Rk	No	Name	Pos.	Running Sets	Faults	Still Sets	Total Attempts	Avg. by set
1	14	Isaacson Quinn	S	1	1	79	81	0.20
-	5	West Matthew	S	0	0	0	0	
-	9	Norris James Ryan	MB	0	0	0	0	
-	11	Sani Francesco	OP	0	0	2	2	
-	15	Van Buren Parker	OP	0	0	0	0	
-	16	Omene Nyerovwome	MB	0	0	0	0	
-	17	Wilmot Austin	MB	0	0	0	0	
-	20	Champlin Ethan	OH	0	0	0	0	
-	21	Briggs Mason	L	0	0	11	11	
-	22	McCauley Kyle	OH	0	0	0	0	
-	24	Wildman Brett	OH	0	0	2	2	
-	26	McHenry Merrick	MB	0	0	0	0	
-	29	Power Cole	L	0	0	0	0	
-	31	Olivier Spencer	OH	0	0	1	1	
Total Team				1	1	95	97	0.20



Reception

Limit: 20.00%

Rk	No	Name	Pos.	Excellents	Faults	Serve Receptions	Total Attempts	Eff. %
1	21	Briggs Mason	L	18	1	5	24	70.83
2	24	Wildman Brett	OH	8	0	8	16	50.00
3	31	Olivier Spencer	OH	11	1	9	21	47.62
-	5	West Matthew	S	0	0	0	0	
-	9	Norris James Ryan	MB	0	0	0	0	
-	11	Sani Francesco	OP	2	0	0	2	
-	14	Isaacson Quinn	S	0	1	1	2	
-	15	Van Buren Parker	OP	0	0	0	0	
-	16	Omene Nyerovwome	MB	1	1	0	2	
-	17	Wilmot Austin	MB	0	0	0	0	
-	20	Champlin Ethan	OH	0	0	0	0	
-	22	McCauley Kyle	OH	2	1	3	6	
-	26	McHenry Merrick	MB	0	0	0	0	
-	29	Power Cole	L	0	0	0	0	
Total Team				42	5	26	73	50.68