



NORCECA Panamerican Women Volleyball Cup 2022- Final Six



[P-2] Match result

Round robin

Match: 8 **Date:** 06/09/2021 **Spectators:** 600
City: Santo Domingo
Hall: Palacio del Voleibol Ricardo Gioriver Aria
Match duration: **Start:** 17:00 **End:** 19:05 **Total:** 1:30

Teams	Sets	1	2	3	4	5	Total
USA	3	25	25	25			75
CAN	0	19	22	22			63
Duration:		0:26	0:28	0:30			1:24

Referees: Kenia Nieves (PUR) & Yuri R. Ramirez Ortiz (DOM)

USA - USA														
No	Name	Pos.	Line-up					Points by set					T.	
			1	2	3	4	5	1	2	3	4	5		
4	Reilly (C)	S	2	1	2			1	1					2
10	Butler	MB												
17	D. Drews	OH	3	2	3			4	5	3				12
21	Jones-Perry	OH												
22	White (L)	L												
27	Skinner	OH												
29	Linnehan	OH	6	5	6			3	4	1				8
32	Lishman (L)	L	L	L	L									
33	Reed	OP	5	4	5			5	5	5				15
34	Samedy	OP												
35	Dilfer	S												
36	Gates	MB												
37	Bastianelli	MB	4	3	4			2	1	3				6
38	Stone	MB	1	6	1			2	1	3				6

Coach: Michelle Chatman
Assistant: Charette Jonathan

CAN - Canada														
No	Name	Pos.	Line-up					Points by set					T.	
			1	2	3	4	5	1	2	3	4	5		
2	Langegger (C)	OH	3	4				4	1					5
6	Calnan	MB												
7	Van Buskirk	MB	4	5	4			1	1	3				5
11	Thokbuom	MB		7						2				2
12	Allard	S												
14	Attieh	OH	6	1	6			2	1	3				6
15	Solecki	OH		14										
17	Jost (L)	L	L	L	L									
19	Duchesneau	OH	2	2	3					4	4			8
21	Heppell	MB	1	2	1			2	1	3				6
22	Snape (L)	L	L	L	L									
23	Madill	S	2	3	2			1						1
24	Calkins	OP												
25	Grills	OP	5	6	5			5	6	4				15

Coach: Carolyn O'Dwyer
Assistant: Piwovar-Desilets Cody

TEAMS AND PLAYERS PERFORMANCES

Won Points	Total Atts	No	Name
36	99	Total Team	
14	23	33	Reed
9	30	17	D. Drews
6	25	29	Linnehan
7	32	Total Team	
2	5	29	Linnehan
2	9	37	Bastianelli
1	5	4	Reilly
6	72	Total Team	
3	20	17	D. Drews
1	11	4	Reilly
1	11	37	Bastianelli
26		Total Team	
75	203	Total Team	

15	38	33	Reed
12	52	17	D. Drews
8	39	29	Linnehan

Scoring Skills	Won Points	Total Atts	No	Name
Attack	39	107	Total Team	
	12	27	25	Grills
	6	18	14	Attieh
	5	17	2	Langegger
Block	4	30	Total Team	
	1	5	11	Thokbuom
	1	1	19	Duchesneau
	1	5	21	Heppell
Serve	5	65	Total Team	
	2	12	19	Duchesneau
	2	10	25	Grills
	1	9	7	Van Buskirk
Opp. error	15		Total Team	
	63	202	Total Team	
Best scorers	15	40	25	Grills
	8	29	19	Duchesneau
	6	28	14	Attieh

■ Starting line-up with position Atts = Attempts (C) = Captain MB = Middle blocker S = Setter
□ Substitute with shirt number Opp. = Opponent (L) / L = Libero OP = Opposite OH = Outside Hitter




Match: 8 **Date:** 06/09/2021 **Spectators:** 300
City: Santo Domingo
Hall: Palacio del Voleibol Ricardo Gioriver Aria
Match duration: **Start:** 17:00 **End:** 19:05 **Total:** 1:30

Teams	Sets	1	2	3	4	5	Total
USA	3	25	25	25			75
CAN	0	19	22	22			63
Duration:		0:26	0:28	0:30			1:24




USA • USA



Attack


Limit: 15.00%

Rk	No	Name	Pos.	Attacks	Faults	Shots	Total Attempts	Succ. %
1	33	Reed Nia	OP	14	2	7	23	60.87
2	17	Drews Danielle	OH	9	2	19	30	30.00
3	29	Stumler Alli	OH	6	2	17	25	24.00
-	4	Reilly Bergen	S	0	0	2	2	
-	10	Butler Brionne	MB	0	0	0	0	
-	21	Perry Veronica	OH	0	0	0	0	
-	22	White Kendall	L	0	0	0	0	
-	27	Skinner Avery	OH	0	0	0	0	
-	32	Lishman Dallas	L	0	0	0	0	
-	34	Samedy Stephanie	OP	0	0	0	0	
-	35	Dilfer Victoria	S	0	0	0	0	
-	36	Gates Madeleine	MB	0	0	0	0	
-	37	Bastianelli Alison	MB	3	2	4	9	
-	38	Stone Ronika	MB	4	0	6	10	
Total Team				36	8	55	99	36.36



Block


Rk	No	Name	Pos.	Kill Blocks	Faults	Rebounds	Total Attempts	Avg. by set
1	29	Stumler Alli	OH	2	3	0	5	0.67
	37	Bastianelli Alison	MB	2	3	4	9	0.67
3	4	Reilly Bergen	S	1	3	1	5	0.33
	33	Reed Nia	OP	1	3	1	5	0.33
	38	Stone Ronika	MB	1	1	4	6	0.33
-	10	Butler Brionne	MB	0	0	0	0	
-	17	Drews Danielle	OH	0	2	0	2	
-	21	Perry Veronica	OH	0	0	0	0	
-	22	White Kendall	L	0	0	0	0	
-	27	Skinner Avery	OH	0	0	0	0	
-	32	Lishman Dallas	L	0	0	0	0	
-	34	Samedy Stephanie	OP	0	0	0	0	
-	35	Dilfer Victoria	S	0	0	0	0	
-	36	Gates Madeleine	MB	0	0	0	0	
Total Team				7	15	10	32	2.33





Serve

Rk	No	Name	Pos.	Aces	Faults	Serve Hits	Total Attempts	Avg. by set
1	17	Drews Danielle	OH	3	3	14	20	1.00
2	4	Reilly Bergen	S	1	2	8	11	0.33
	37	Bastianelli Alison	MB	1	2	8	11	0.33
	38	Stone Ronika	MB	1	0	10	11	0.33
-	10	Butler Brionne	MB	0	0	0	0	
-	21	Perry Veronica	OH	0	0	0	0	
-	22	White Kendall	L	0	0	0	0	
-	27	Skinner Avery	OH	0	0	0	0	
-	29	Stumler Alli	OH	0	1	8	9	
-	32	Lishman Dallas	L	0	0	0	0	
-	33	Reed Nia	OP	0	2	8	10	
-	34	Samedy Stephanie	OP	0	0	0	0	
-	35	Dilfer Victoria	S	0	0	0	0	
-	36	Gates Madeleine	MB	0	0	0	0	
Total Team				6	10	56	72	2.00

Team	Total Team	26	14		40	
-------------	------------	----	----	--	----	--




 Dig	Rk	No	Name	Pos.	Digs	Faults	Receptions	Total Attempts	Avg. by set
	1	29	Stumler Alli	OH	7	1	5	13	2.33
2	4	Reilly Bergen	S	5	1	2	8	1.67	
	17	Drews Danielle	OH	5	2	1	8	1.67	
	33	Reed Nia	OP	5	1	2	8	1.67	
5	32	Lishman Dallas	L	4	2	1	7	1.33	
6	37	Bastianelli Alison	MB	1	1	1	3	0.33	
	38	Stone Ronika	MB	1	0	2	3	0.33	
-	10	Butler Brionne	MB	0	0	0	0		
-	21	Perry Veronica	OH	0	0	0	0		
-	22	White Kendall	L	0	0	0	0		
-	27	Skinner Avery	OH	0	0	0	0		
-	34	Samedy Stephanie	OP	0	0	0	0		
-	35	Dilfer Victoria	S	0	0	0	0		
-	36	Gates Madeleine	MB	0	0	0	0		
Total Team					28	8	14	50	9.33


 Set	Rk	No	Name	Pos.	Running Sets	Faults	Still Sets	Total Attempts	Avg. by set
	1	4	Reilly Bergen	S	1	0	104	105	0.33
-	10	Butler Brionne	MB	0	0	0	0		
-	17	Drews Danielle	OH	0	0	1	1		
-	21	Perry Veronica	OH	0	0	0	0		
-	22	White Kendall	L	0	0	0	0		
-	27	Skinner Avery	OH	0	0	0	0		
-	29	Stumler Alli	OH	0	0	2	2		
-	32	Lishman Dallas	L	0	0	0	0		
-	33	Reed Nia	OP	0	0	0	0		
-	34	Samedy Stephanie	OP	0	0	0	0		
-	35	Dilfer Victoria	S	0	0	0	0		
-	36	Gates Madeleine	MB	0	0	0	0		
-	37	Bastianelli Alison	MB	0	0	0	0		
-	38	Stone Ronika	MB	0	0	0	0		
Total Team					1	0	107	108	0.33


 Reception	Rk	No	Name	Pos.	Excellents	Faults	Serve Receptions	Total Attempts	Eff. %
	1	17	Drews Danielle	OH	9	1	4	14	57.14
2	29	Stumler Alli	OH	14	3	11	28	39.29	
-	4	Reilly Bergen	S	0	0	0	0		
-	10	Butler Brionne	MB	0	0	0	0		
-	21	Perry Veronica	OH	0	0	0	0		
-	22	White Kendall	L	0	0	0	0		
-	27	Skinner Avery	OH	0	0	0	0		
-	32	Lishman Dallas	L	4	1	3	8		
-	33	Reed Nia	OP	0	0	0	0		
-	34	Samedy Stephanie	OP	0	0	0	0		
-	35	Dilfer Victoria	S	0	0	0	0		
-	36	Gates Madeleine	MB	0	0	0	0		
-	37	Bastianelli Alison	MB	0	0	0	0		
-	38	Stone Ronika	MB	0	0	0	0		
Total Team					27	5	18	50	44.00


Limit: 20.00%



		Rk	No	Name	Pos.	Attacks	Faults	Shots	Total Attempts	Succ. %
 Attack Limit: 15.00%	1	25	Grills Sydney	OP	12	4	11	27	44.44	
	2	14	Attieh Gabrielle	OH	6	4	8	18	33.33	
	3	2	Langegger Melissa	OH	5	3	9	17	29.41	
	-	6	Calnan Grace	MB	0	0	0	0		
	-	7	Van Buskirk Layne	MB	4	1	4	9		
	-	11	Thokbuom Nyadholi	MB	1	0	0	1		
	-	12	Allard Averie	S	0	0	0	0		
	-	15	Solecki Trinity	OH	0	0	0	0		
	-	17	Jost Kacey	L	0	0	1	1		
	-	19	Duchesneau Hannah	OH	5	2	9	16		
	-	21	Heppell Avery	MB	5	2	8	15		
	-	22	Snape Kennedy Brooklyn	L	0	0	0	0		
	-	23	Madill Laura	S	1	0	2	3		
	-	24	Calkins Natasha	OP	0	0	0	0		
Total Team						39	16	52	107	36.45
 Block	Rk	No	Name	Pos.	Kill Blocks	Faults	Rebounds	Total Attempts	Avg. by set	
	1	11	Thokbuom Nyadholi	MB	1	0	4	5	0.33	
		19	Duchesneau Hannah	OH	1	0	0	1	0.33	
		21	Heppell Avery	MB	1	1	3	5	0.33	
		25	Grills Sydney	OP	1	0	2	3	0.33	
	-	2	Langegger Melissa	OH	0	0	0	0		
	-	6	Calnan Grace	MB	0	0	0	0		
	-	7	Van Buskirk Layne	MB	0	2	6	8		
	-	12	Allard Averie	S	0	0	0	0		
	-	14	Attieh Gabrielle	OH	0	3	0	3		
	-	15	Solecki Trinity	OH	0	0	0	0		
	-	17	Jost Kacey	L	0	0	0	0		
	-	22	Snape Kennedy Brooklyn	L	0	0	0	0		
	-	23	Madill Laura	S	0	5	0	5		
-	24	Calkins Natasha	OP	0	0	0	0			
Total Team						4	11	15	30	1.33
 Serve	Rk	No	Name	Pos.	Aces	Faults	Serve Hits	Total Attempts	Avg. by set	
	1	19	Duchesneau Hannah	OH	2	2	8	12	0.67	
		25	Grills Sydney	OP	2	1	7	10	0.67	
	3	7	Van Buskirk Layne	MB	1	1	7	9	0.33	
	-	2	Langegger Melissa	OH	0	1	2	3		
	-	6	Calnan Grace	MB	0	0	0	0		
	-	11	Thokbuom Nyadholi	MB	0	0	0	0		
	-	12	Allard Averie	S	0	0	0	0		
	-	14	Attieh Gabrielle	OH	0	2	5	7		
	-	15	Solecki Trinity	OH	0	1	0	1		
	-	17	Jost Kacey	L	0	0	0	0		
	-	21	Heppell Avery	MB	0	4	7	11		
	-	22	Snape Kennedy Brooklyn	L	0	0	0	0		
	-	23	Madill Laura	S	0	2	10	12		
-	24	Calkins Natasha	OP	0	0	0	0			
Total Team						5	14	46	65	1.67
Team	Total Team					15	13		28	

 Dig	Rk	No	Name	Pos.	Digs	Faults	Receptions	Total Attempts	Avg. by set
	1	19	Duchesneau Hannah	OH	6	1	1	8	2.00
		23	Madill Laura	S	6	3	1	10	2.00
	3	17	Jost Kacey	L	5	0	3	8	1.67
		25	Grills Sydney	OP	5	0	6	11	1.67
	5	22	Snape Kennedy Brooklyn	L	4	2	1	7	1.33
	6	2	Langegger Melissa	OH	3	1	0	4	1.00
	7	14	Attieh Gabrielle	OH	2	2	1	5	0.67
		21	Heppell Avery	MB	2	0	1	3	0.67
	9	24	Calkins Natasha	OP	1	0	0	1	0.33
-	6	Calnan Grace	MB	0	0	0	0		
-	7	Van Buskirk Layne	MB	0	1	0	1		
-	11	Thokbuom Nyadholi	MB	0	0	0	0		
-	12	Allard Averie	S	0	0	0	0		
-	15	Solecki Trinity	OH	0	0	0	0		
Total Team					34	10	14	58	11.33

 Set	Rk	No	Name	Pos.	Running Sets	Faults	Still Sets	Total Attempts	Avg. by set
	-	2	Langegger Melissa	OH	0	0	0	0	
	-	6	Calnan Grace	MB	0	0	0	0	
	-	7	Van Buskirk Layne	MB	0	0	0	0	
	-	11	Thokbuom Nyadholi	MB	0	0	0	0	
	-	12	Allard Averie	S	0	0	0	0	
	-	14	Attieh Gabrielle	OH	0	0	2	2	
	-	15	Solecki Trinity	OH	0	0	0	0	
	-	17	Jost Kacey	L	0	0	0	0	
	-	19	Duchesneau Hannah	OH	0	0	0	0	
-	21	Heppell Avery	MB	0	0	0	0		
-	22	Snape Kennedy Brooklyn	L	0	0	2	2		
-	23	Madill Laura	S	0	2	98	100		
-	24	Calkins Natasha	OP	0	0	0	0		
-	25	Grills Sydney	OP	0	0	1	1		
Total Team					0	2	103	105	

 Reception Limit: 20.00%	Rk	No	Name	Pos.	Excellents	Faults	Serve Receptions	Total Attempts	Eff. %
	1	14	Attieh Gabrielle	OH	16	3	8	27	48.15
	2	19	Duchesneau Hannah	OH	9	2	7	18	38.89
	-	2	Langegger Melissa	OH	3	3	4	10	
	-	6	Calnan Grace	MB	0	0	0	0	
	-	7	Van Buskirk Layne	MB	0	0	0	0	
	-	11	Thokbuom Nyadholi	MB	0	0	0	0	
	-	12	Allard Averie	S	0	0	0	0	
	-	15	Solecki Trinity	OH	0	0	0	0	
	-	17	Jost Kacey	L	5	0	2	7	
-	21	Heppell Avery	MB	0	0	0	0		
-	22	Snape Kennedy Brooklyn	L	0	0	0	0		
-	23	Madill Laura	S	0	0	0	0		
-	24	Calkins Natasha	OP	0	0	0	0		
-	25	Grills Sydney	OP	0	0	0	0		
Total Team					33	8	21	62	40.32