



U19 Boy's Norceca Pan American Cup 2023

[P-2] Match result

Pool A



Match: 9 **Date:** 15/03/2023 **Spectators:** 150
City: Guatemala City
Hall: Domo Deportivo Zona 13
Match duration: **Start:** 14:00 **End:** 15:12 **Total:** 1:12

Teams	Sets	1	2	3	4	5	Total
CRC	0	18	20	17			55
USA	3	25	25	25			75
Duration:		0:20	0:25	0:21			1:06

Referees: 1st: Yamil Gomez Rodriguez (PUR) 2nd: María Alejandra Izquierdo Arce (NCA)

CRC - Costa Rica														
No	Name	Pos.	Line-up					Points by set					T.	
			1	2	3	4	5	1	2	3	4	5		
1	Kaan V (L)	L	L	L	L									
2	Deykell	OP	8											
4	A. González	S	15	15	15									
5	D. Arias (C)	OP	12	3	3		1						1	
7	Araya	OH	2	2	10			1					1	
8	J. Antonio	MB	3	12	12									
9	K. Céspedes	MB	6	6	6		3	1	2				6	
10	Deyshawn S.	OH		7	2			2	1				3	
12	G. Ventura	S	1	1	1									
14	Shey W.	MB												
15	Brown	OP	4	4	4			2					2	
19	Stanley	OH	5	5	5		5	3	3				11	

Coach: Robertocarlos Arguello Quesada
Assistant: Guerrero Alpizar Alejandro

USA - USA														
No	Name	Pos.	Line-up					Points by set					T.	
			1	2	3	4	5	1	2	3	4	5		
1	Larson (L)	L	L	L	L									
5	Turner	OP	3	3	3		3	5	2				10	
6	Loiola	OH	4	4	4		5	3	7				15	
7	Taliaferro	S	16	6	6					2			2	
10	Pruitt	MB		18	2					3			3	
11	Kearney	OP												
12	Foley	OH												
13	Kelly	OH	1				8						8	
14	Sani	OH		1	1			5	2				7	
15	Aruya	MB	5	5	5		1	3	6				10	
16	Rosenthal (C)	S	6				1						1	
18	Gabriel	MB	2	2			2	2					4	

Coach: Matthew Fuerbringer
Assistant: Moore Kevin

TEAMS AND PLAYERS PERFORMANCES

Won Points	Total Atts	No	Name
23	79	Total Team	
11	29	19	Stanley
6	13	9	K. Céspedes
3	7	10	Deyshawn S.
1	31	Total Team	
1	5	15	Brown
0	0	1	Kaan V
0	0	2	Deykell
0	56	Total Team	
0	0	1	Kaan V
0	1	2	Deykell
0	7	4	A. González
31		Total Team	
55	166	Total Team	
11	43	19	Stanley
6	28	9	K. Céspedes
3	11	10	Deyshawn S.

Scoring Skills
Attack
Block
Serve
Opp. error
Total
Best scorers


Won Points	Total Atts	No	Name
46	95	Total Team	
13	23	6	Loiola
8	12	13	Kelly
8	12	15	Aruya
8	28	Total Team	
2	4	5	Turner
2	3	15	Aruya
1	3	6	Loiola
6	72	Total Team	
2	11	5	Turner
1	14	6	Loiola
1	5	10	Pruitt
15		Total Team	
75	195	Total Team	
15	40	6	Loiola
10	35	5	Turner
10	25	15	Aruya


■ Starting line-up with position Atts = Attempts (C) = Captain MB = Middle blocker S = Setter
□ Substitute with shirt number Opp. = Opponent (L) / L = Libero OP = Opposite OH = Outside Hitter





Match: 9 Date: 15/03/2023 Spectators: 150
City: Guatemala City
Hall: Domo Deportivo Zona 13
Match duration: Start: 14:00 End: 15:12 Total: 1:12

Teams	Sets	1	2	3	4	5	Total
CRC	0	18	20	17			55
USA	3	25	25	25			75
Duration:							


 CRC • Costa Rica


		Rk	No	Name	Pos.	Attacks	Faults	Shots	Total Attempts	Succ. %		
Attack Limit: 15.00%		1	9	Rodriguez Céspedes Keylor Josue	MB	6	3	4	13	46.15		
		2	19	Grant Brown Stanley	OH	11	4	14	29	37.93		
		3	15	Brown Rudolf Yulius Melvin	OP	1	3	9	13	7.69		
		-	1	Vargas Arik Kaan Andres	L	0	0	0	0			
		-	2	Guido Sosa Deykell Alberto	OP	0	0	0	0			
		-	4	González Monge Alejandro	S	0	0	0	0			
		-	5	Córdoba Arias David Nassar	OP	1	0	3	4			
		-	7	Araya Alas Julián	OH	1	5	2	8			
		-	8	Vanega Romero Jeremy Antonio	MB	0	0	3	3			
		-	10	Guido Sosa Deyshawn Kenay	OH	3	0	4	7			
		-	12	Obando Ventura Gabriel	S	0	0	2	2			
		-	14	Wilson Vargas Sheydrian Alexander	MB	0	0	0	0			
		Total Team						23	15	41	79	29.11


		Rk	No	Name	Pos.	Kill Blocks	Faults	Rebounds	Total Attempts	Avg. by set
Block		1	15	Brown Rudolf Yulius Melvin	OP	1	2	2	5	0.33
		-	1	Vargas Arik Kaan Andres	L	0	0	0	0	
		-	2	Guido Sosa Deykell Alberto	OP	0	0	0	0	
		-	4	González Monge Alejandro	S	0	0	0	0	
		-	5	Córdoba Arias David Nassar	OP	0	0	7	7	
		-	7	Araya Alas Julián	OH	0	1	1	2	
		-	8	Vanega Romero Jeremy Antonio	MB	0	2	3	5	
		-	9	Rodriguez Céspedes Keylor Josue	MB	0	2	6	8	
		-	10	Guido Sosa Deyshawn Kenay	OH	0	0	2	2	
		-	12	Obando Ventura Gabriel	S	0	0	1	1	
		-	14	Wilson Vargas Sheydrian Alexander	MB	0	0	0	0	
-	19	Grant Brown Stanley	OH	0	1	0	1			
Total Team						1	8	22	31	0.33

		Rk	No	Name	Pos.	Aces	Faults	Serve Hits	Total Attempts	Avg. by set
Serve		-	1	Vargas Arik Kaan Andres	L	0	0	0	0	
		-	2	Guido Sosa Deykell Alberto	OP	0	0	1	1	
		-	4	González Monge Alejandro	S	0	0	7	7	
		-	5	Córdoba Arias David Nassar	OP	0	2	2	4	
		-	7	Araya Alas Julián	OH	0	1	7	8	
		-	8	Vanega Romero Jeremy Antonio	MB	0	1	0	1	
		-	9	Rodriguez Céspedes Keylor Josue	MB	0	2	5	7	
		-	10	Guido Sosa Deyshawn Kenay	OH	0	0	2	2	
		-	12	Obando Ventura Gabriel	S	0	0	9	9	
		-	14	Wilson Vargas Sheydrian Alexander	MB	0	0	0	0	
		-	15	Brown Rudolf Yulius Melvin	OP	0	0	4	4	
-	19	Grant Brown Stanley	OH	0	0	13	13			
Total Team						0	6	50	56	

Team	Total Team	31	1		32	
	Total Team	31	1		32	

 Dig	Rk	No	Name	Pos.	Digs	Faults	Receptions	Total Attempts	Avg. by set
	1	15	Brown Rudolf Yulius Melvin	OP	1	3	3	7	0.33
-	1	Vargas Arik Kaan Andres	L	0	9	16	25		
-	2	Guido Sosa Deykell Alberto	OP	0	0	0	0		
-	4	González Monge Alejandro	S	0	2	1	3		
-	5	Córdoba Arias David Nassar	OP	0	0	0	0		
-	7	Araya Alas Julián	OH	0	3	1	4		
-	8	Vanega Romero Jeremy Antonio	MB	0	0	1	1		
-	9	Rodríguez Céspedes Keylor Josue	MB	0	0	3	3		
-	10	Guido Sosa Deyshawn Kenay	OH	0	5	3	8		
-	12	Obando Ventura Gabriel	S	0	9	5	14		
-	14	Wilson Vargas Sheydrian Alexander	MB	0	0	0	0		
-	19	Grant Brown Stanley	OH	0	6	9	15		
Total Team					1	37	42	80	0.33


 Set	Rk	No	Name	Pos.	Running Sets	Faults	Still Sets	Total Attempts	Avg. by set
	1	12	Obando Ventura Gabriel	S	5	0	34	39	1.67
2	4	González Monge Alejandro	S	1	1	25	27	0.33	
-	1	Vargas Arik Kaan Andres	L	0	1	2	3		
-	2	Guido Sosa Deykell Alberto	OP	0	0	0	0		
-	5	Córdoba Arias David Nassar	OP	0	0	1	1		
-	7	Araya Alas Julián	OH	0	0	3	3		
-	8	Vanega Romero Jeremy Antonio	MB	0	0	0	0		
-	9	Rodríguez Céspedes Keylor Josue	MB	0	0	1	1		
-	10	Guido Sosa Deyshawn Kenay	OH	0	0	1	1		
-	14	Wilson Vargas Sheydrian Alexander	MB	0	0	0	0		
-	15	Brown Rudolf Yulius Melvin	OP	0	0	1	1		
-	19	Grant Brown Stanley	OH	0	0	2	2		
Total Team					6	2	70	78	2.00


 Reception	Rk	No	Name	Pos.	Excellents	Faults	Serve Receptions	Total Attempts	Eff. %
	1	1	Vargas Arik Kaan Andres	L	9	1	11	21	38.10
2	19	Grant Brown Stanley	OH	3	2	14	19	5.26	
3	7	Araya Alas Julián	OH	1	1	10	12		
-	2	Guido Sosa Deykell Alberto	OP	0	0	0	0		
-	4	González Monge Alejandro	S	0	0	1	1		
-	5	Córdoba Arias David Nassar	OP	0	0	0	0		
-	8	Vanega Romero Jeremy Antonio	MB	0	0	0	0		
-	9	Rodríguez Céspedes Keylor Josue	MB	0	0	0	0		
-	10	Guido Sosa Deyshawn Kenay	OH	1	2	3	6		
-	12	Obando Ventura Gabriel	S	0	0	0	0		
-	14	Wilson Vargas Sheydrian Alexander	MB	0	0	0	0		
-	15	Brown Rudolf Yulius Melvin	OP	0	0	0	0		
Total Team					14	6	39	59	13.56


Limit: 20.00%



USA • USA

Attack	Rk	No	Name	Pos.	Attacks	Faults	Shots	Total Attempts	Succ. %	
	 Limit: 15.00%	1	6	Loiola Victor	OH	13	2	8	23	56.52
2		14	Sani Sebastiano	OH	5	4	7	16	31.25	
3		5	Turner Marek	OP	6	6	8	20	30.00	
-		1	Larson Kellen	L	0	0	0	0		
-		7	Taliaferro Trent	S	1	1	1	3		
-		10	Preuitt Isaiah	MB	2	0	3	5		
-		11	Kearney Finn	OP	0	0	0	0		
-		12	Foley Sterling	OH	0	0	0	0		
-		13	Kelly Sean	OH	8	1	3	12		
-		15	Aruya Joshua	MB	8	1	3	12		
-		16	Rosenthal Tread	S	0	0	0	0		
-		18	Gabriel Gaige	MB	3	0	1	4		
Total Team					46	15	34	95	48.42	

Block	Rk	No	Name	Pos.	Kill Blocks	Faults	Rebounds	Total Attempts	Avg. by set	
	 Block	1	5	Turner Marek	OP	2	0	2	4	0.67
		15	Aruya Joshua	MB	2	1	0	3	0.67	
3		6	Loiola Victor	OH	1	1	1	3	0.33	
		7	Taliaferro Trent	S	1	2	3	6	0.33	
		14	Sani Sebastiano	OH	1	0	3	4	0.33	
		18	Gabriel Gaige	MB	1	1	0	2	0.33	
-		1	Larson Kellen	L	0	0	0	0		
-		10	Preuitt Isaiah	MB	0	1	2	3		
-		11	Kearney Finn	OP	0	0	0	0		
-		12	Foley Sterling	OH	0	0	0	0		
-		13	Kelly Sean	OH	0	0	0	0		
-		16	Rosenthal Tread	S	0	0	3	3		
Total Team					8	6	14	28	2.67	


Serve	Rk	No	Name	Pos.	Aces	Faults	Serve Hits	Total Attempts	Avg. by set	
	 Serve	1	5	Turner Marek	OP	2	5	4	11	0.67
2		6	Loiola Victor	OH	1	1	12	14	0.33	
		10	Preuitt Isaiah	MB	1	3	1	5	0.33	
		14	Sani Sebastiano	OH	1	1	7	9	0.33	
		16	Rosenthal Tread	S	1	0	2	3	0.33	
-		1	Larson Kellen	L	0	0	0	0		
-		7	Taliaferro Trent	S	0	0	9	9		
-		11	Kearney Finn	OP	0	0	0	0		
-		12	Foley Sterling	OH	0	0	0	0		
-		13	Kelly Sean	OH	0	1	1	2		
-		15	Aruya Joshua	MB	0	1	9	10		
-		18	Gabriel Gaige	MB	0	2	7	9		
Total Team					6	14	52	72	2.00	


Team	Total Team	15	1	16
	Total Team	15	1	16


MIKASA

MIKASA

MIKASA

 Dig	Rk	No	Name	Pos.	Digs	Faults	Receptions	Total Attempts	Avg. by set
	1	1	Larson Kellen	L	2	7	17	26	0.67
		5	Turner Marek	OP	2	2	8	12	0.67
		6	Loiola Victor	OH	2	5	2	9	0.67
		15	Aruya Joshua	MB	2	1	2	5	0.67
	5	13	Kelly Sean	OH	1	0	0	1	0.33
		16	Rosenthal Tread	S	1	0	0	1	0.33
	-	7	Taliaferro Trent	S	0	1	4	5	
	-	10	Preuitt Isaiah	MB	0	0	0	0	
	-	11	Kearney Finn	OP	0	0	0	0	
-	12	Foley Sterling	OH	0	0	0	0		
-	14	Sani Sebastiano	OH	0	1	6	7		
-	18	Gabriel Gaige	MB	0	2	0	2		
Total Team					10	19	39	68	3.33

 Set	Rk	No	Name	Pos.	Running Sets	Faults	Still Sets	Total Attempts	Avg. by set
	1	7	Taliaferro Trent	S	18	0	42	60	6.00
	2	16	Rosenthal Tread	S	6	0	11	17	2.00
	-	1	Larson Kellen	L	0	0	5	5	
	-	5	Turner Marek	OP	0	0	1	1	
	-	6	Loiola Victor	OH	0	0	1	1	
	-	10	Preuitt Isaiah	MB	0	0	1	1	
	-	11	Kearney Finn	OP	0	0	0	0	
	-	12	Foley Sterling	OH	0	0	0	0	
	-	13	Kelly Sean	OH	0	0	0	0	
-	14	Sani Sebastiano	OH	0	0	0	0		
-	15	Aruya Joshua	MB	0	0	0	0		
-	18	Gabriel Gaige	MB	0	0	1	1		
Total Team					24	0	62	86	8.00

 Reception Limit: 20.00%	Rk	No	Name	Pos.	Excellents	Faults	Serve Receptions	Total Attempts	Eff. %
	1	1	Larson Kellen	L	8	0	6	14	57.14
	2	6	Loiola Victor	OH	11	0	12	23	47.83
	3	14	Sani Sebastiano	OH	3	0	8	11	27.27
	-	5	Turner Marek	OP	0	0	0	0	
	-	7	Taliaferro Trent	S	0	0	0	0	
	-	10	Preuitt Isaiah	MB	0	0	0	0	
	-	11	Kearney Finn	OP	0	0	0	0	
	-	12	Foley Sterling	OH	0	0	0	0	
	-	13	Kelly Sean	OH	0	0	3	3	
-	15	Aruya Joshua	MB	0	0	0	0		
-	16	Rosenthal Tread	S	0	0	0	0		
-	18	Gabriel Gaige	MB	0	0	0	0		
Total Team					22	0	29	51	43.14