



Men's NORCECA Final Six 2023

P-2 Match result

Final 1-2 (Places 1 and 2)



Match: 18 **Date:** 24/09/2023 **Spectators:** 2,000
City: Edmonton
Hall: Flair Airlines Hangar
Match duration: **Start:** 16:33 **End:** 17:43 **Total:** 1:10

| Teams | Sets | 1 | 2 | 3 | 4 | 5 | Total |
|------------------|----------|------|------|------|---|---|-------|
| USA | 3 | 25 | 25 | 25 | | | 75 |
| CAN | 0 | 21 | 14 | 16 | | | 51 |
| Duration: | | 0:22 | 0:22 | 0:20 | | | 1:04 |

Referees:

| USA - USA | | | | | | | | | | | | | | |
|-------------------|------------|--------------------|---------|---|----|----|---|---------------|---|---|---|---|----|----|
| No | Name | Pos. | Line-up | | | | | Points by set | | | | | T. | |
| | | | 1 | 2 | 3 | 4 | 5 | 1 | 2 | 3 | 4 | 5 | | |
| 2 | Gooch (L) | L | | | | | | | | | | | | |
| 4 | Ewert | OH | 2 | 1 | 2 | | | | | 2 | 3 | 4 | | 9 |
| 6 | Dvorak | S | | | 13 | 13 | | | | | | | | |
| 9 | Knigge | MB | 3 | 2 | 3 | | | | | 1 | 2 | 1 | | 4 |
| 10 | Gianni | OP | 4 | 3 | 4 | | | | | 5 | 2 | 6 | | 13 |
| 12 | Rowan | S | 1 | 6 | 1 | | | | | 1 | 2 | 1 | | 4 |
| 13 | Gasman (C) | MB | 6 | 5 | 6 | | | | | 6 | 4 | 3 | | 13 |
| 20 | Rama | OH | | | | | | | | | | | | |
| 21 | Briggs (L) | L | L | L | L | | | | | | | | | |
| 22 | McCauley | OH | | | | | | | | | | | | |
| 23 | Marshman | MB | | | | | | | | | | | | |
| 25 | Champlin | OH | 5 | 4 | 5 | | | | | 4 | 6 | 6 | | 16 |
| 26 | McHenry | MB | | | | | | | | | | | | |
| 27 | Penrose | OP | | | | | | | | | | | | |
| Coach: | | Andy Read | | | | | | | | | | | | |
| Assistant: | | Taliaferro Brandon | | | | | | | | | | | | |

| CAN - Canada | | | | | | | | | | | | | | |
|-------------------|--------------|------------------|---------|---|----|----|---|---------------|---|---|---|---|----|---|
| No | Name | Pos. | Line-up | | | | | Points by set | | | | | T. | |
| | | | 1 | 2 | 3 | 4 | 5 | 1 | 2 | 3 | 4 | 5 | | |
| 4 | Greves | S | | | 44 | 19 | | | | | | | 1 | 1 |
| 7 | Schmidt | OH | 5 | 6 | 5 | | | | | 3 | | 2 | | 5 |
| 10 | MAMER | OH | 11 | 7 | 7 | | | | | | | | | |
| 11 | Schoenherr | MB | 6 | 1 | 6 | | | | | | | 1 | | 1 |
| 12 | Gingera | OP | | | 19 | 44 | | | | | | 2 | | 2 |
| 13 | Sargent | OH | | | | | | | | | | | | |
| 18 | DUECK | MB | | | | | | | | | | | | |
| 19 | Portelance | S | 1 | 2 | 1 | | | | | 1 | | | | 1 |
| 24 | Heslinga (C) | OH | 2 | 3 | 2 | | | | | | 5 | 4 | | 9 |
| 41 | Kristjanson | MB | | | | | | | | | | | | |
| 44 | Byam | OP | 4 | 5 | 4 | | | | | 5 | 3 | 1 | | 9 |
| 48 | Vincett | MB | 3 | 4 | 3 | | | | | 2 | 1 | | | 3 |
| 87 | Hollands (L) | L | L | L | | | | | | | | | | |
| 88 | Picklyk (L) | L | L | L | L | | | | | | | | | |
| Coach: | | Daniel Lewis | | | | | | | | | | | | |
| Assistant: | | Laplante Georges | | | | | | | | | | | | |

TEAMS AND PLAYERS PERFORMANCES

| Won Points | Total Atts | No | Name |
|------------|------------|-------------------|----------|
| 40 | 70 | Total Team | |
| 12 | 19 | 25 | Champlin |
| 11 | 18 | 10 | Gianni |
| 8 | 14 | 4 | Ewert |
| 13 | 36 | Total Team | |
| 7 | 19 | 13 | Gasman |
| 3 | 4 | 12 | Rowan |
| 2 | 4 | 25 | Champlin |
| 6 | 73 | Total Team | |
| 2 | 13 | 10 | Gianni |
| 2 | 17 | 25 | Champlin |
| 1 | 12 | 4 | Ewert |
| 16 | | Total Team | |
| 75 | 179 | Total Team | |
| 16 | 40 | 25 | Champlin |
| 13 | 32 | 10 | Gianni |
| 13 | 38 | 13 | Gasman |

| Scoring Skills |
|---------------------|
| Attack |
| Block |
| Serve |
| Opp. error |
| Total |
| Best scorers |

| Won Points | Total Atts | No | Name |
|------------|------------|-------------------|----------|
| 29 | 82 | Total Team | |
| 9 | 25 | 44 | Byam |
| 8 | 18 | 24 | Heslinga |
| 5 | 16 | 7 | Schmidt |
| 1 | 25 | Total Team | |
| 1 | 1 | 4 | Greves |
| 0 | 3 | 7 | Schmidt |
| 0 | 1 | 10 | MAMER |
| 1 | 53 | Total Team | |
| 1 | 11 | 24 | Heslinga |
| 0 | 4 | 4 | Greves |
| 0 | 7 | 7 | Schmidt |
| 20 | | Total Team | |
| 51 | 160 | Total Team | |
| 9 | 33 | 24 | Heslinga |
| 9 | 34 | 44 | Byam |
| 5 | 26 | 7 | Schmidt |

■ Starting line-up with position Atts = Attempts (C) = Captain MB = Middle blocker S = Setter
□ Substitute with shirt number Opp. = Opponent (L) / L = Libero OP = Opposite OH = Outside Hitter





Men's NORCECA Final Six 2023




P-3 Match players ranking
(Places 1 and 2)

Match: 18 **Date:** 24/09/2023 **Spectators:** 2,000
City: Edmonton
Hall: Flair Airlines Hangar
Match duration: **Start:** 16:33 **End:** 17:44 **Total:** 1:11

| Teams | Sets | 1 | 2 | 3 | 4 | 5 | Total |
|------------------|----------|------|------|------|---|---|-------|
| USA | 3 | 25 | 25 | 25 | | | 75 |
| CAN | 0 | 21 | 14 | 16 | | | 51 |
| Duration: | | 0:22 | 0:22 | 0:20 | | | 1:04 |



USA • USA



Attack

Limit: 15.00%

| Rk | No | Name | Pos. | Attacks | Faults | Shots | Total Attempts | Succ. % |
|-------------------|----|------------------|------|---------|--------|-------|----------------|---------|
| 1 | 25 | Champlin Ethan | OH | 12 | 1 | 6 | 19 | 63.16 |
| 2 | 10 | Gianni Camden | OP | 11 | 0 | 7 | 18 | 61.11 |
| 3 | 4 | Ewert Jordan | OH | 8 | 2 | 4 | 14 | 57.14 |
| - | 2 | Gooch Troy | L | 0 | 0 | 0 | 0 | |
| - | 6 | Dvorak Bryce | S | 0 | 0 | 0 | 0 | |
| - | 9 | Knigge Matthew | MB | 3 | 0 | 3 | 6 | |
| - | 12 | Rowan Andrew | S | 1 | 0 | 2 | 3 | |
| - | 13 | Gasman Patrick | MB | 5 | 0 | 5 | 10 | |
| - | 20 | Rama Zachary | OH | 0 | 0 | 0 | 0 | |
| - | 21 | Briggs Mason | L | 0 | 0 | 0 | 0 | |
| - | 22 | McCauley Kyle | OH | 0 | 0 | 0 | 0 | |
| - | 23 | Marshman Michael | MB | 0 | 0 | 0 | 0 | |
| - | 26 | McHenry Merrick | MB | 0 | 0 | 0 | 0 | |
| - | 27 | Penrose Jalen | OP | 0 | 0 | 0 | 0 | |
| Total Team | | | | 40 | 3 | 27 | 70 | 57.14 |



Block

| Rk | No | Name | Pos. | Kill Blocks | Faults | Rebounds | Total Attempts | Avg. by set |
|-------------------|----|------------------|------|-------------|--------|----------|----------------|-------------|
| 1 | 13 | Gasman Patrick | MB | 7 | 6 | 6 | 19 | 2.33 |
| 2 | 12 | Rowan Andrew | S | 3 | 1 | 0 | 4 | 1.00 |
| 3 | 25 | Champlin Ethan | OH | 2 | 2 | 0 | 4 | 0.67 |
| 4 | 9 | Knigge Matthew | MB | 1 | 4 | 1 | 6 | 0.33 |
| - | 2 | Gooch Troy | L | 0 | 0 | 0 | 0 | |
| - | 4 | Ewert Jordan | OH | 0 | 2 | 0 | 2 | |
| - | 6 | Dvorak Bryce | S | 0 | 0 | 0 | 0 | |
| - | 10 | Gianni Camden | OP | 0 | 1 | 0 | 1 | |
| - | 20 | Rama Zachary | OH | 0 | 0 | 0 | 0 | |
| - | 21 | Briggs Mason | L | 0 | 0 | 0 | 0 | |
| - | 22 | McCauley Kyle | OH | 0 | 0 | 0 | 0 | |
| - | 23 | Marshman Michael | MB | 0 | 0 | 0 | 0 | |
| - | 26 | McHenry Merrick | MB | 0 | 0 | 0 | 0 | |
| - | 27 | Penrose Jalen | OP | 0 | 0 | 0 | 0 | |
| Total Team | | | | 13 | 16 | 7 | 36 | 4.33 |



Serve




| Rk | No | Name | Pos. | Aces | Faults | Serve Hits | Total Attempts | Avg. by set |
|-------------------|----|------------------|------|------|--------|------------|----------------|-------------|
| 1 | 10 | Gianni Camden | OP | 2 | 1 | 10 | 13 | 0.67 |
| | 25 | Champlin Ethan | OH | 2 | 4 | 11 | 17 | 0.67 |
| 3 | 4 | Ewert Jordan | OH | 1 | 4 | 7 | 12 | 0.33 |
| | 13 | Gasman Patrick | MB | 1 | 3 | 5 | 9 | 0.33 |
| - | 2 | Gooch Troy | L | 0 | 0 | 0 | 0 | |
| - | 6 | Dvorak Bryce | S | 0 | 2 | 0 | 2 | |
| - | 9 | Knigge Matthew | MB | 0 | 2 | 11 | 13 | |
| - | 12 | Rowan Andrew | S | 0 | 1 | 6 | 7 | |
| - | 20 | Rama Zachary | OH | 0 | 0 | 0 | 0 | |
| - | 21 | Briggs Mason | L | 0 | 0 | 0 | 0 | |
| - | 22 | McCauley Kyle | OH | 0 | 0 | 0 | 0 | |
| - | 23 | Marshman Michael | MB | 0 | 0 | 0 | 0 | |
| - | 26 | McHenry Merrick | MB | 0 | 0 | 0 | 0 | |
| - | 27 | Penrose Jalen | OP | 0 | 0 | 0 | 0 | |
| Total Team | | | | 6 | 17 | 50 | 73 | 2.00 |

MIKASA




MIKASA

MIKASA


P-3 Match players ranking
(Places 1 and 2)


| Team | Total Team | 16 | 13 | | 29 | | | | |
|---|------------|-----------|------------------|-------------|---------------------|---------------|-------------------------|-----------------------|--------------------|
|  <p>Dig</p> | Rk | No | Name | Pos. | Digs | Faults | Receptions | Total Attempts | Avg. by set |
| | 1 | 25 | Champlin Ethan | OH | 8 | 0 | 0 | 8 | 2.67 |
| | 2 | 4 | Ewert Jordan | OH | 7 | 0 | 1 | 8 | 2.33 |
| | 3 | 9 | Knigge Matthew | MB | 3 | 0 | 0 | 3 | 1.00 |
| | | 10 | Gianni Camden | OP | 3 | 0 | 2 | 5 | 1.00 |
| | | 13 | Gasman Patrick | MB | 3 | 0 | 2 | 5 | 1.00 |
| | | 21 | Briggs Mason | L | 3 | 0 | 3 | 6 | 1.00 |
| | 7 | 12 | Rowan Andrew | S | 2 | 0 | 0 | 2 | 0.67 |
| | - | 2 | Gooch Troy | L | 0 | 0 | 0 | 0 | |
| | - | 6 | Dvorak Bryce | S | 0 | 0 | 0 | 0 | |
| | - | 20 | Rama Zachary | OH | 0 | 0 | 0 | 0 | |
| | - | 22 | McCauley Kyle | OH | 0 | 0 | 0 | 0 | |
| | - | 23 | Marshman Michael | MB | 0 | 0 | 0 | 0 | |
| | - | 26 | McHenry Merrick | MB | 0 | 0 | 0 | 0 | |
| | - | 27 | Penrose Jalen | OP | 0 | 0 | 0 | 0 | |
| Total Team | | | | | 29 | 0 | 8 | 37 | 9.67 |
|  <p>Set</p> | Rk | No | Name | Pos. | Running Sets | Faults | Still Sets | Total Attempts | Avg. by set |
| | 1 | 12 | Rowan Andrew | S | 5 | 1 | 52 | 58 | 1.67 |
| | - | 2 | Gooch Troy | L | 0 | 0 | 0 | 0 | |
| | - | 4 | Ewert Jordan | OH | 0 | 0 | 3 | 3 | |
| | - | 6 | Dvorak Bryce | S | 0 | 0 | 0 | 0 | |
| | - | 9 | Knigge Matthew | MB | 0 | 0 | 1 | 1 | |
| | - | 10 | Gianni Camden | OP | 0 | 0 | 3 | 3 | |
| | - | 13 | Gasman Patrick | MB | 0 | 0 | 1 | 1 | |
| | - | 20 | Rama Zachary | OH | 0 | 0 | 0 | 0 | |
| | - | 21 | Briggs Mason | L | 0 | 0 | 4 | 4 | |
| | - | 22 | McCauley Kyle | OH | 0 | 0 | 0 | 0 | |
| | - | 23 | Marshman Michael | MB | 0 | 0 | 0 | 0 | |
| | - | 25 | Champlin Ethan | OH | 0 | 0 | 3 | 3 | |
| | - | 26 | McHenry Merrick | MB | 0 | 0 | 0 | 0 | |
| | - | 27 | Penrose Jalen | OP | 0 | 0 | 0 | 0 | |
| Total Team | | | | | 5 | 1 | 67 | 73 | 1.67 |
|  <p>Reception</p> <p>Limit: 20.00%</p> | Rk | No | Name | Pos. | Excellents | Faults | Serve Receptions | Total Attempts | Eff. % |
| | 1 | 4 | Ewert Jordan | OH | 5 | 1 | 6 | 12 | 33.33 |
| | 2 | 25 | Champlin Ethan | OH | 6 | 0 | 13 | 19 | 31.58 |
| | 3 | 21 | Briggs Mason | L | 4 | 0 | 9 | 13 | 30.77 |
| | - | 2 | Gooch Troy | L | 0 | 0 | 0 | 0 | |
| | - | 6 | Dvorak Bryce | S | 0 | 0 | 0 | 0 | |
| | - | 9 | Knigge Matthew | MB | 0 | 0 | 0 | 0 | |
| | - | 10 | Gianni Camden | OP | 0 | 0 | 0 | 0 | |
| | - | 12 | Rowan Andrew | S | 0 | 0 | 0 | 0 | |
| | - | 13 | Gasman Patrick | MB | 0 | 0 | 0 | 0 | |
| | - | 20 | Rama Zachary | OH | 0 | 0 | 0 | 0 | |
| | - | 22 | McCauley Kyle | OH | 0 | 0 | 0 | 0 | |
| | - | 23 | Marshman Michael | MB | 0 | 0 | 0 | 0 | |
| | - | 26 | McHenry Merrick | MB | 0 | 0 | 0 | 0 | |
| | - | 27 | Penrose Jalen | OP | 0 | 0 | 0 | 0 | |
| Total Team | | | | | 15 | 1 | 28 | 44 | 31.82 |




| | | | | | | | | | |
|--|------------|-----------|---------------------|-------------|--------------------|---------------|-------------------|-----------------------|--------------------|
|  Attack Limit: 15.00% | Rk | No | Name | Pos. | Attacks | Faults | Shots | Total Attempts | Succ. % |
| | 1 | 24 | Heslinga Isaac | OH | 8 | 4 | 6 | 18 | 44.44 |
| | 2 | 44 | Byam Christopher | OP | 9 | 7 | 9 | 25 | 36.00 |
| | 3 | 7 | Schmidt Kaden | OH | 5 | 7 | 4 | 16 | 31.25 |
| | - | 4 | Greves Mason | S | 0 | 0 | 0 | 0 | |
| | - | 10 | Mamer Isaiah | OH | 0 | 2 | 5 | 7 | |
| | - | 11 | Schoenherr Cory | MB | 1 | 0 | 2 | 3 | |
| | - | 12 | Gingera Reeve | OP | 2 | 0 | 3 | 5 | |
| | - | 13 | Sargent Jacob | OH | 0 | 0 | 0 | 0 | |
| | - | 18 | Dueck Jonah | MB | 0 | 0 | 0 | 0 | |
| | - | 19 | Portelance Jonathan | S | 1 | 0 | 1 | 2 | |
| | - | 41 | Kristjanson Liam | MB | 0 | 0 | 0 | 0 | |
| | - | 48 | Vincett James | MB | 3 | 0 | 3 | 6 | |
| | - | 87 | Hollands Zachary | L | 0 | 0 | 0 | 0 | |
| | - | 88 | Picklyk Darian | L | 0 | 0 | 0 | 0 | |
| Total Team | | | | | 29 | 20 | 33 | 82 | 35.37 |
|  Block | Rk | No | Name | Pos. | Kill Blocks | Faults | Rebounds | Total Attempts | Avg. by set |
| | 1 | 4 | Greves Mason | S | 1 | 0 | 0 | 1 | 0.33 |
| | - | 7 | Schmidt Kaden | OH | 0 | 2 | 1 | 3 | |
| | - | 10 | Mamer Isaiah | OH | 0 | 0 | 1 | 1 | |
| | - | 11 | Schoenherr Cory | MB | 0 | 4 | 0 | 4 | |
| | - | 12 | Gingera Reeve | OP | 0 | 2 | 0 | 2 | |
| | - | 13 | Sargent Jacob | OH | 0 | 0 | 0 | 0 | |
| | - | 18 | Dueck Jonah | MB | 0 | 0 | 0 | 0 | |
| | - | 19 | Portelance Jonathan | S | 0 | 1 | 0 | 1 | |
| | - | 24 | Heslinga Isaac | OH | 0 | 4 | 0 | 4 | |
| | - | 41 | Kristjanson Liam | MB | 0 | 0 | 0 | 0 | |
| | - | 44 | Byam Christopher | OP | 0 | 4 | 1 | 5 | |
| | - | 48 | Vincett James | MB | 0 | 3 | 1 | 4 | |
| | - | 87 | Hollands Zachary | L | 0 | 0 | 0 | 0 | |
| | - | 88 | Picklyk Darian | L | 0 | 0 | 0 | 0 | |
| Total Team | | | | | 1 | 20 | 4 | 25 | 0.33 |
|  Serve | Rk | No | Name | Pos. | Aces | Faults | Serve Hits | Total Attempts | Avg. by set |
| | 1 | 24 | Heslinga Isaac | OH | 1 | 2 | 8 | 11 | 0.33 |
| | - | 4 | Greves Mason | S | 0 | 0 | 4 | 4 | |
| | - | 7 | Schmidt Kaden | OH | 0 | 0 | 7 | 7 | |
| | - | 10 | Mamer Isaiah | OH | 0 | 1 | 1 | 2 | |
| | - | 11 | Schoenherr Cory | MB | 0 | 1 | 5 | 6 | |
| | - | 12 | Gingera Reeve | OP | 0 | 1 | 1 | 2 | |
| | - | 13 | Sargent Jacob | OH | 0 | 0 | 0 | 0 | |
| | - | 18 | Dueck Jonah | MB | 0 | 0 | 0 | 0 | |
| | - | 19 | Portelance Jonathan | S | 0 | 3 | 4 | 7 | |
| | - | 41 | Kristjanson Liam | MB | 0 | 0 | 0 | 0 | |
| | - | 44 | Byam Christopher | OP | 0 | 0 | 4 | 4 | |
| | - | 48 | Vincett James | MB | 0 | 1 | 9 | 10 | |
| | - | 87 | Hollands Zachary | L | 0 | 0 | 0 | 0 | |
| | - | 88 | Picklyk Darian | L | 0 | 0 | 0 | 0 | |
| Total Team | | | | | 1 | 9 | 43 | 53 | 0.33 |
| Team | Total Team | | | | 20 | 12 | | 32 | |

P-3 Match players ranking
(Places 1 and 2)

|  Dig | Rk | No | Name | Pos. | Digs | Faults | Receptions | Total Attempts | Avg. by set |
|---|----|---------------------|----------------|------|------|--------|------------|----------------|-------------|
| | 1 | 24 | Heslinga Isaac | OH | 6 | 2 | 2 | 10 | 2.00 |
| 2 | 88 | Picklyk Darian | L | 5 | 0 | 4 | 9 | 1.67 | |
| 3 | 4 | Greves Mason | S | 3 | 2 | 0 | 5 | 1.00 | |
| | 7 | Schmidt Kaden | OH | 3 | 1 | 2 | 6 | 1.00 | |
| 5 | 10 | Mamer Isaiah | OH | 2 | 0 | 0 | 2 | 0.67 | |
| | 11 | Schoenherr Cory | MB | 2 | 0 | 0 | 2 | 0.67 | |
| | 19 | Portelance Jonathan | S | 2 | 1 | 1 | 4 | 0.67 | |
| | 44 | Byam Christopher | OP | 2 | 1 | 3 | 6 | 0.67 | |
| 9 | 12 | Gingera Reeve | OP | 1 | 0 | 0 | 1 | 0.33 | |
| | 48 | Vincett James | MB | 1 | 0 | 0 | 1 | 0.33 | |
| | 87 | Hollands Zachary | L | 1 | 1 | 0 | 2 | 0.33 | |
| - | 13 | Sargent Jacob | OH | 0 | 0 | 0 | 0 | | |
| - | 18 | Dueck Jonah | MB | 0 | 0 | 0 | 0 | | |
| - | 41 | Kristjanson Liam | MB | 0 | 0 | 0 | 0 | | |
| Total Team | | | | | 28 | 8 | 12 | 48 | 9.33 |

|  Set | Rk | No | Name | Pos. | Running Sets | Faults | Still Sets | Total Attempts | Avg. by set |
|---|----|------------------|---------------------|------|--------------|--------|------------|----------------|-------------|
| | 1 | 19 | Portelance Jonathan | S | 6 | 0 | 46 | 52 | 2.00 |
| 2 | 4 | Greves Mason | S | 1 | 0 | 12 | 13 | 0.33 | |
| - | 7 | Schmidt Kaden | OH | 0 | 0 | 4 | 4 | | |
| - | 10 | Mamer Isaiah | OH | 0 | 0 | 2 | 2 | | |
| - | 11 | Schoenherr Cory | MB | 0 | 0 | 2 | 2 | | |
| - | 12 | Gingera Reeve | OP | 0 | 0 | 0 | 0 | | |
| - | 13 | Sargent Jacob | OH | 0 | 0 | 0 | 0 | | |
| - | 18 | Dueck Jonah | MB | 0 | 0 | 0 | 0 | | |
| - | 24 | Heslinga Isaac | OH | 0 | 0 | 3 | 3 | | |
| - | 41 | Kristjanson Liam | MB | 0 | 0 | 0 | 0 | | |
| - | 44 | Byam Christopher | OP | 0 | 0 | 1 | 1 | | |
| - | 48 | Vincett James | MB | 0 | 0 | 1 | 1 | | |
| - | 87 | Hollands Zachary | L | 0 | 0 | 2 | 2 | | |
| - | 88 | Picklyk Darian | L | 0 | 0 | 3 | 3 | | |
| Total Team | | | | | 7 | 0 | 76 | 83 | 2.33 |

|  Reception | Rk | No | Name | Pos. | Excellents | Faults | Serve Receptions | Total Attempts | Eff. % |
|---|----|---------------------|----------------|------|------------|--------|------------------|----------------|--------|
| | 1 | 24 | Heslinga Isaac | OH | 9 | 1 | 10 | 20 | 40.00 |
| 2 | 87 | Hollands Zachary | L | 4 | 1 | 8 | 13 | 23.08 | |
| 3 | 7 | Schmidt Kaden | OH | 3 | 2 | 8 | 13 | 7.69 | |
| - | 4 | Greves Mason | S | 0 | 0 | 0 | 0 | | |
| - | 10 | Mamer Isaiah | OH | 0 | 0 | 3 | 3 | | |
| - | 11 | Schoenherr Cory | MB | 0 | 1 | 0 | 1 | | |
| - | 12 | Gingera Reeve | OP | 0 | 0 | 0 | 0 | | |
| - | 13 | Sargent Jacob | OH | 0 | 0 | 0 | 0 | | |
| - | 18 | Dueck Jonah | MB | 0 | 0 | 0 | 0 | | |
| - | 19 | Portelance Jonathan | S | 0 | 0 | 0 | 0 | | |
| - | 41 | Kristjanson Liam | MB | 0 | 0 | 0 | 0 | | |
| - | 44 | Byam Christopher | OP | 0 | 0 | 0 | 0 | | |
| - | 48 | Vincett James | MB | 0 | 0 | 0 | 0 | | |
| - | 88 | Picklyk Darian | L | 1 | 1 | 4 | 6 | | |
| Total Team | | | | | 17 | 6 | 33 | 56 | 19.64 |

Limit: 20.00%